

# ANNUAL REPORT

# 2024

Annual Statistical Report of  
Human Rights Conditions in Iran



HRA Department of Statistics and  
Publications





***Annual Statistical Report of Human Rights Conditions in Iran 2024***

*Published by Human Rights Activists*

*12210 Fairfax Town Ctr, Unit 911*

*Fairfax, VA 22033, USA*

*www.hra-iran.org*

*Copyright ©2025 Human Rights Activists*

*All rights reserved.*

*ISBN 979-8-9901571-1-8*

**HUMAN RIGHTS ACTIVISTS (IN IRAN)**



## TABLE OF CONTENTS

<b>PREFACE</b> .....	<b>1</b>
<b>MONITORING</b> .....	<b>2</b>
<b>ETHNIC RIGHTS</b> .....	<b>12</b>
<b>TOLERANCE AND RELIGIOUS FREEDOMS</b> .....	<b>15</b>
<b>ACADEMIA/ RIGHT TO EDUCATION</b> .....	<b>27</b>
<b>RIGHT TO LIFE (DEATH PENALTY)</b> .....	<b>30</b>
<b>CULTURAL RIGHTS</b> .....	<b>39</b>
<b>WORKERS' RIGHTS</b> .....	<b>41</b>
<b>CHILDREN'S RIGHTS</b> .....	<b>45</b>
<b>WOMEN'S RIGHTS</b> .....	<b>49</b>
<b>PRISONERS' RIGHTS</b> .....	<b>52</b>
<b>SECURITY FORCES' VIOLENCE AND CITIZENS' SAFETY</b> .....	<b>55</b>
DEATH OF CIVILIANS .....	55
VICTIMS OF LANDMINES AND EXPLOSIONS.....	56
FLOGGINGS AND CIVILIAN AFFAIRS.....	56
THE ISSUANCE AND EXECUTION OF FLOGGING AND AMPUTATION SENTENCES .....	56
INTERVENTION IN PERSONAL AFFAIRS OF CIVILIANS .....	57
FINANCIAL LOSER PROTESTS.....	57
<b>JUDICIAL SENTENCES IN VARIOUS CATEGORIES</b> .....	<b>59</b>
<b>ARRESTS</b> .....	<b>61</b>
<b>ENVIRONMENTAL RIGHTS</b> .....	<b>64</b>
<b>SEXUAL AND GENDER MINORITIES</b> .....	<b>67</b>
<b>HUMAN RIGHTS VIOLATORS</b> .....	<b>69</b>
HUMAN RIGHTS VIOLATING ENTITIES .....	70
INDIVIDUAL HUMAN RIGHTS VIOLATORS .....	71
<b>REFLECTION ON THE YEAR</b> .....	<b>76</b>
UNITED NATIONS ADVOCACY .....	76
THE TWO-YEAR ANNIVERSARY OF THE DEATH OF MAHSA ZHINA AMINI AND THE OUTBREAK OF THE “WOMAN, LIFE, FREEDOM” PROTESTS .....	78
MEMBER STATES AND TARGETED HUMAN RIGHTS SANCTIONS.....	79
INTERNATIONAL ADVOCACY .....	80
THE PASDARAN DOCUMENTATION PROJECT (PDP) .....	81
<b>APPENDIX: LIST OF FIGURES</b> .....	<b>83</b>



---

---

## PREFACE

---

---


[Human Rights Activists in Iran](#) (HRA), through the dedicated efforts of its Department of Statistics and Publications, publishes its annual Gregorian calendar-based analytical and statistical report on the human rights situation in Iran for the one-year period (January 1, 2024, to December 20, 2024). This report is the culmination of the organization's daily endeavors in recent years, forming part of a daily statistical project that began in 2009. It provides an analytical-statistical overview of human rights in Iran.

This annual report on human rights violations in Iran represents a synthesis of 9,160 human rights reports, gathered from 116 legal and news sources within the past calendar year. HRANA (Human Rights Activists News Agency) contributed 38.56% of the reports utilized in this publication, with 26.57% originating from official or government-affiliated Iranian sources, and the remaining 34.87% from other news or human rights sources.

In this 86-page report, various aspects such as women's rights, workers' rights, children's rights, prisoners' rights, etc., are briefly examined and statistically analyzed, accompanied by relevant charts for enhanced reader comprehension. According to this report, the focus of human rights monitoring in Iran, in comparison between the capital and other areas, remains unequal. This long-standing inequality shows that in the last year, reporting from non-central areas has decreased by 9.6% compared to the capital. This situation continues to indicate the lack of adequate monitoring of other areas of the country relative to the center by civil society.

Although this report predominantly reflects the extensive efforts of courageous human rights defenders in Iran, who bear significant costs in pursuit of their humanitarian ideals, it inevitably has limitations. These include restrictions on the activities of human rights organizations by the Iranian government and governmental impediments to the free flow of information. Consequently, while this report strives for accuracy, it cannot be considered entirely error-free or a complete reflection of the human rights situation in Iran. Nevertheless, it stands as one of the most precise, comprehensive, and well-documented reports on human rights violations in Iran, offering valuable insights for organizations and defenders of human rights to better understand the human rights situation in Iran, its challenges, and potential opportunities.

Human Rights Activists (in Iran)  
Department of Statistics and Publications  
December 2024  
[info@hra-iran.org](mailto:info@hra-iran.org)

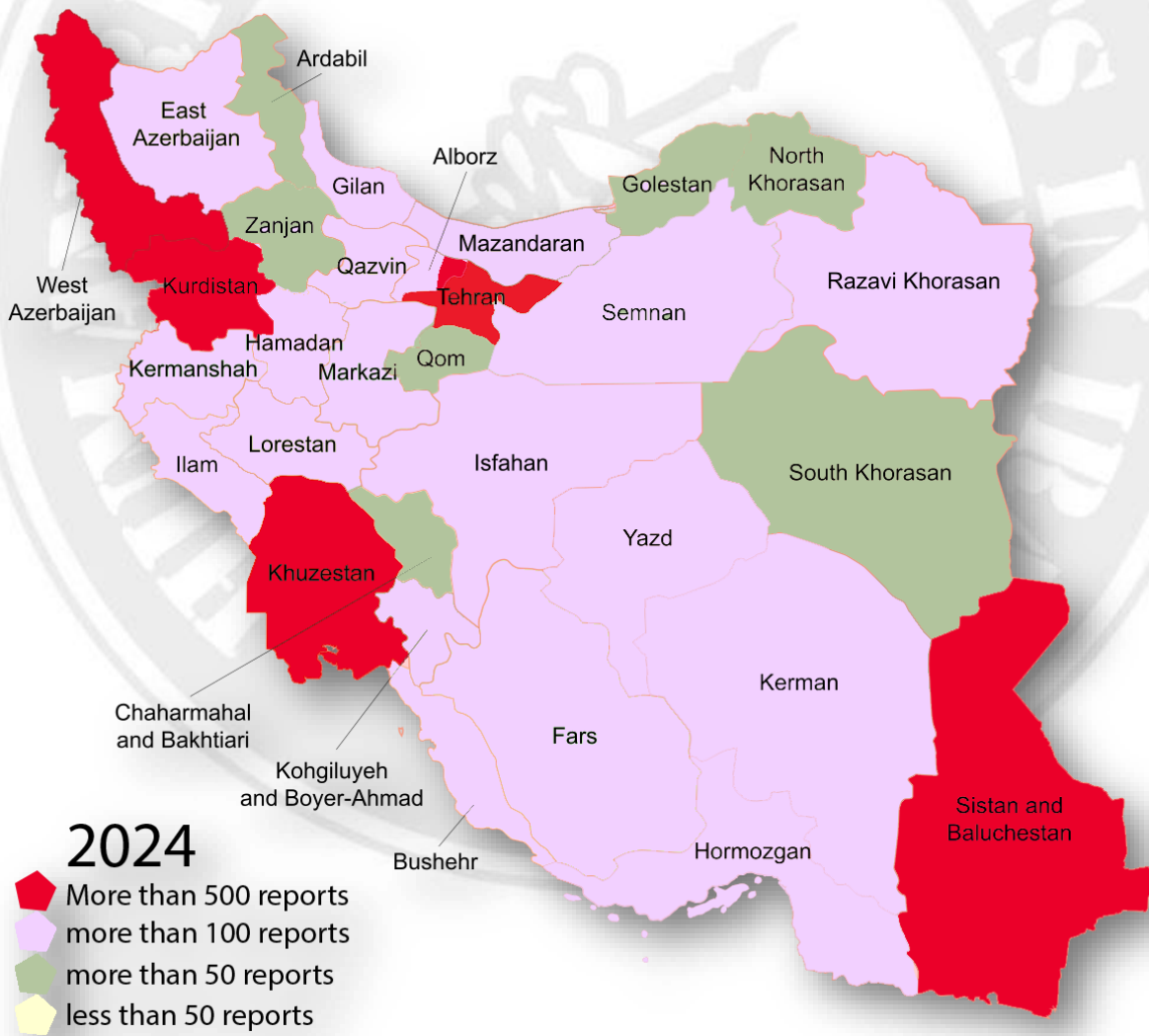


---

---

# MONITORING

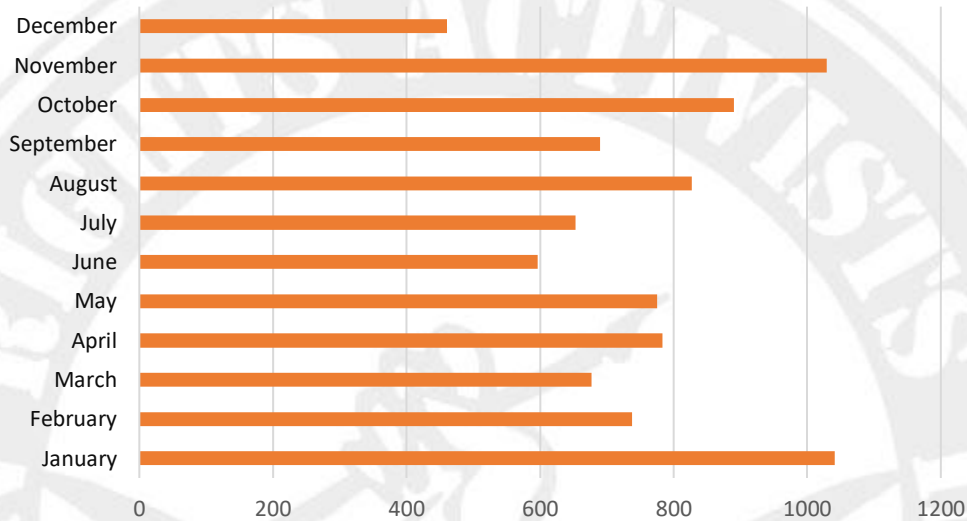
To observe the extent of reporting by human rights organizations and media from different provinces of the country, which directly correlates with the capabilities of civil society, refer to the map below.



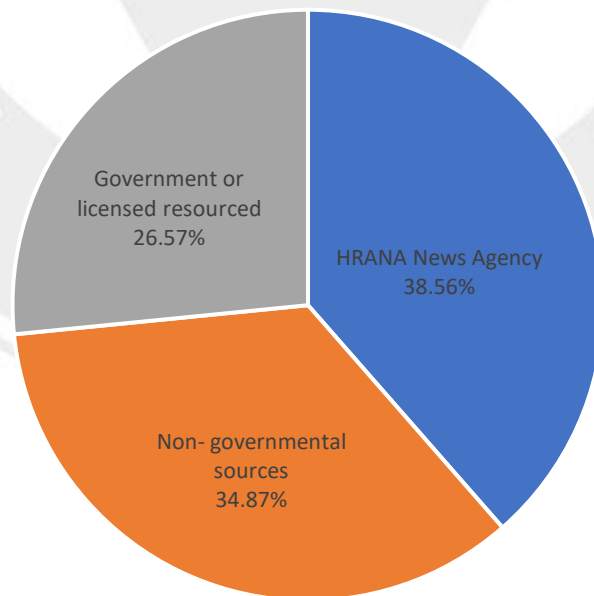
### Number of reports by month

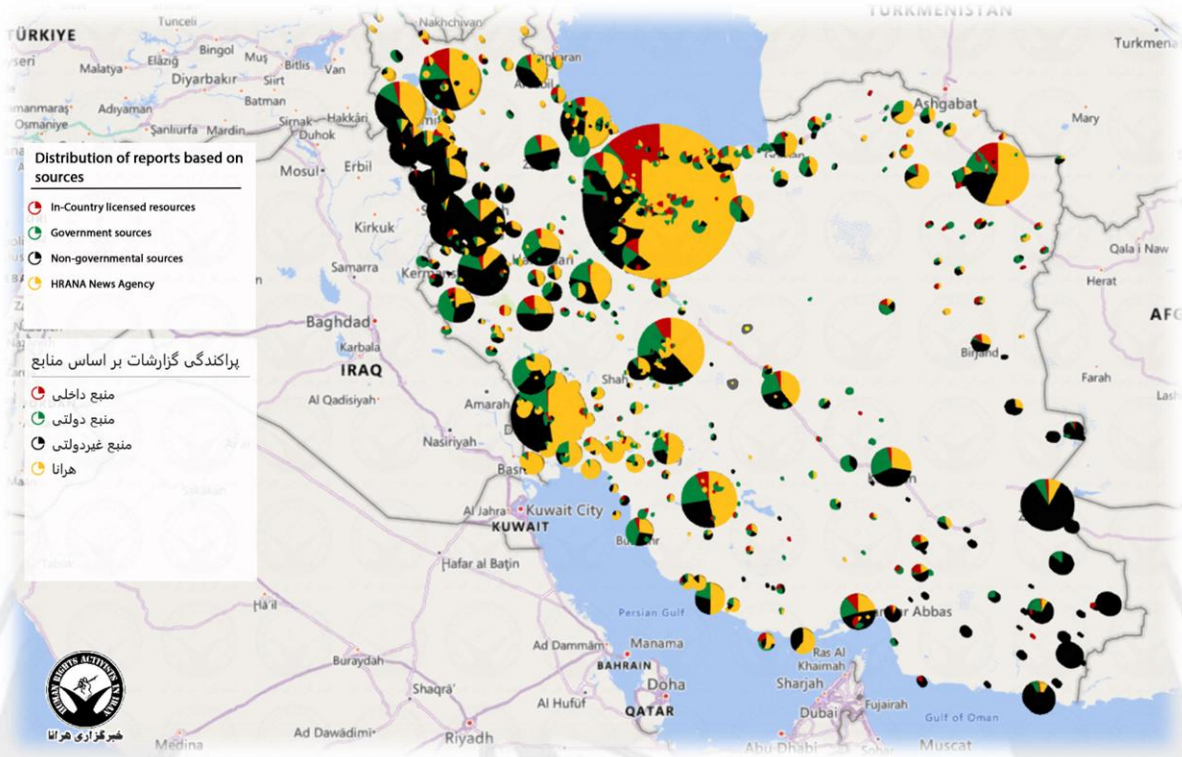
The highest number of reports were published in January, while the lowest number of reports published occurred in December.

Figure 1. Comparison of the Number of Reports on Different Days of the Year (2024).

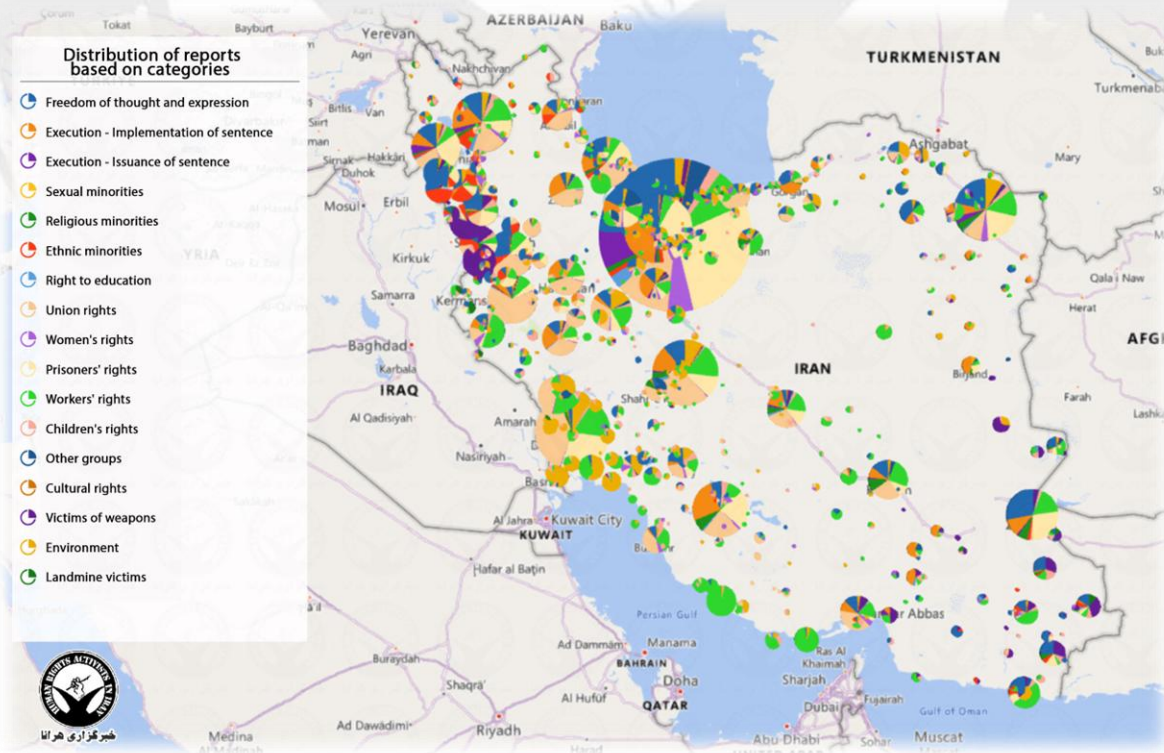


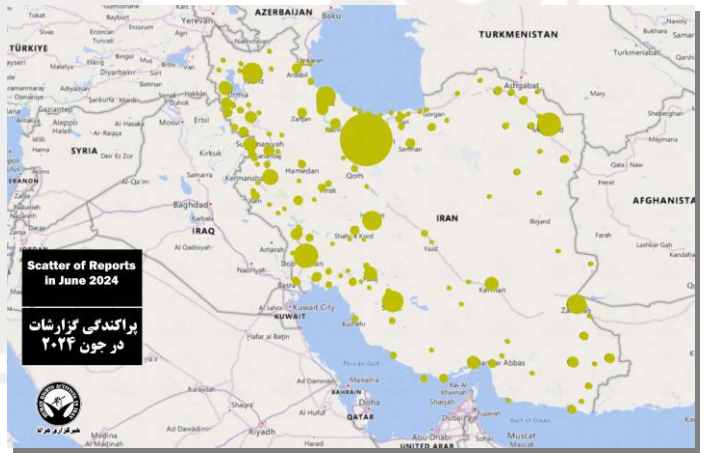
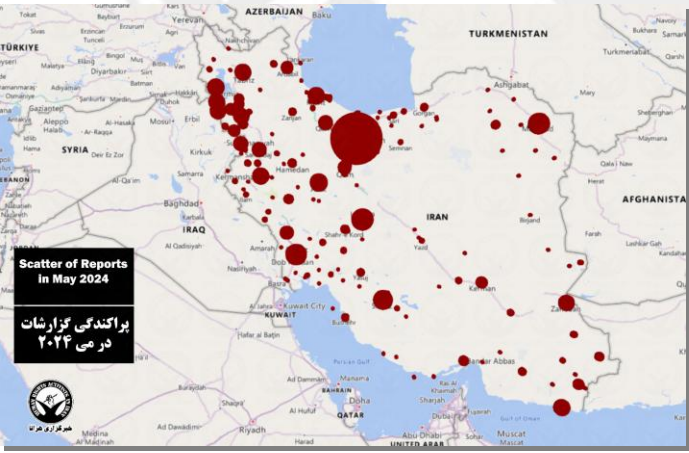
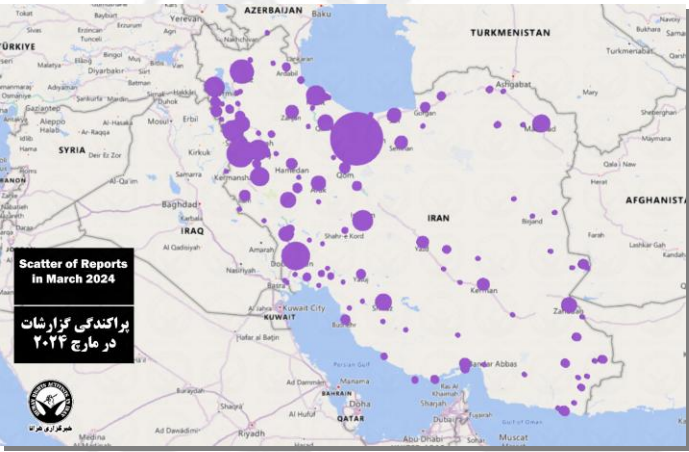
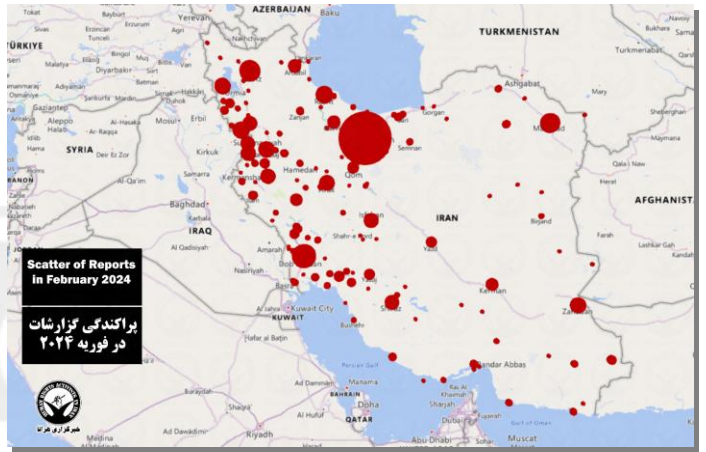
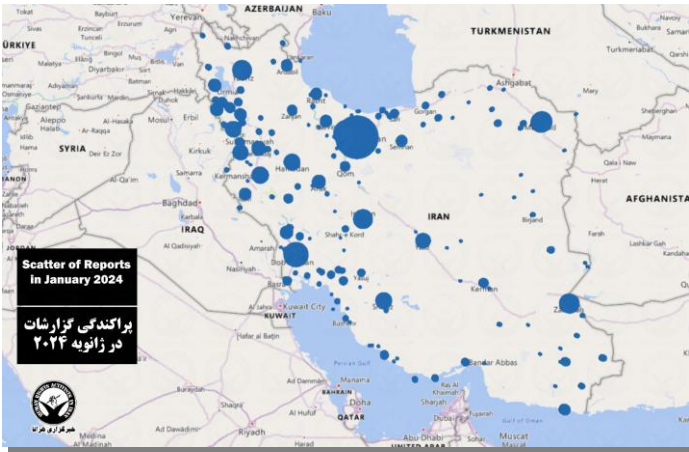
38.56% of reports analyzed came from sources gathered and reported by Human Rights Activists News Agency (HRANA), while 26.57% came from official Iranian government sources or sources



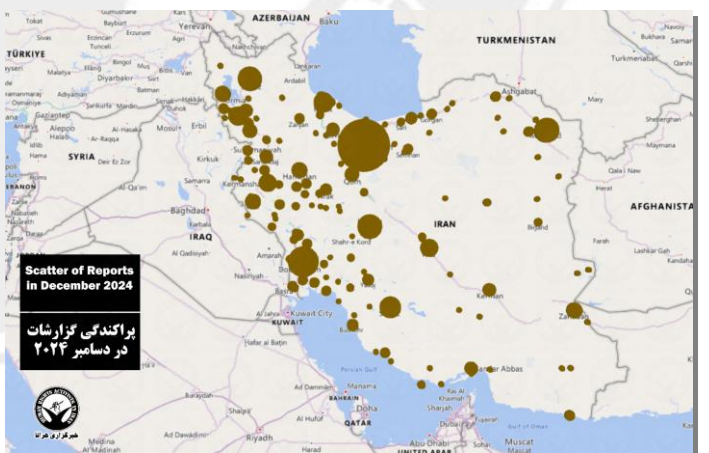
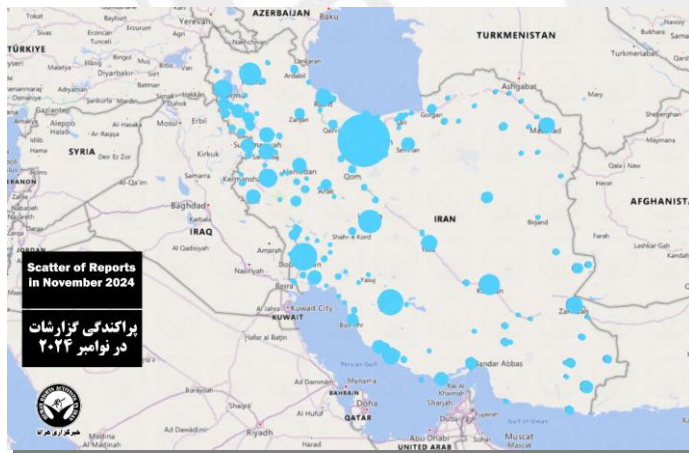
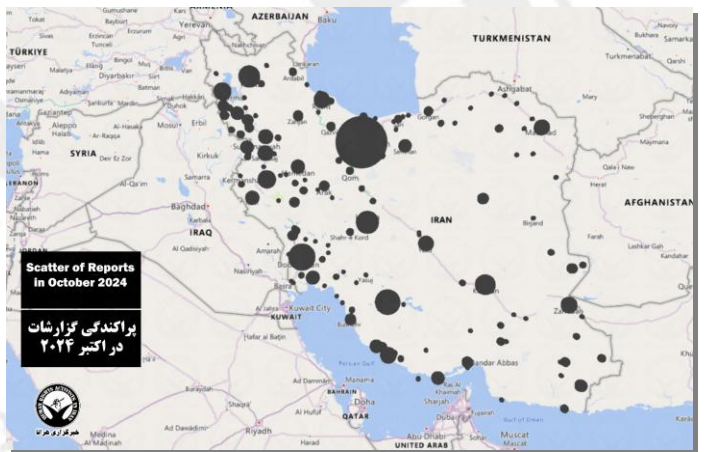
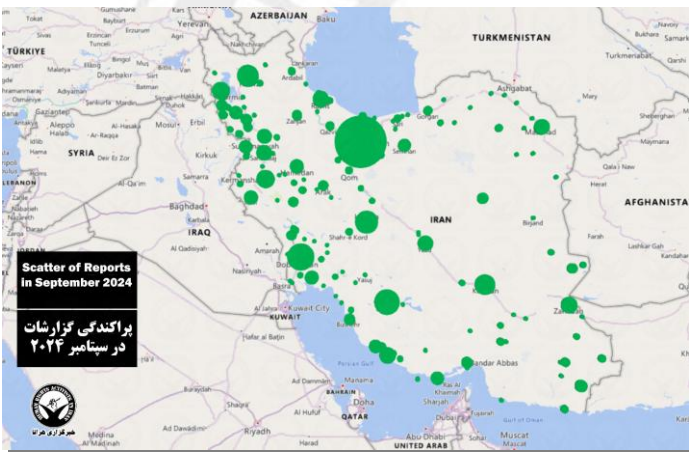
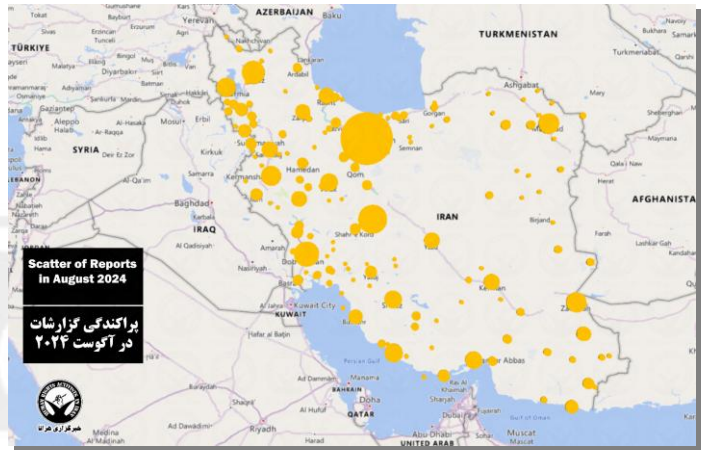
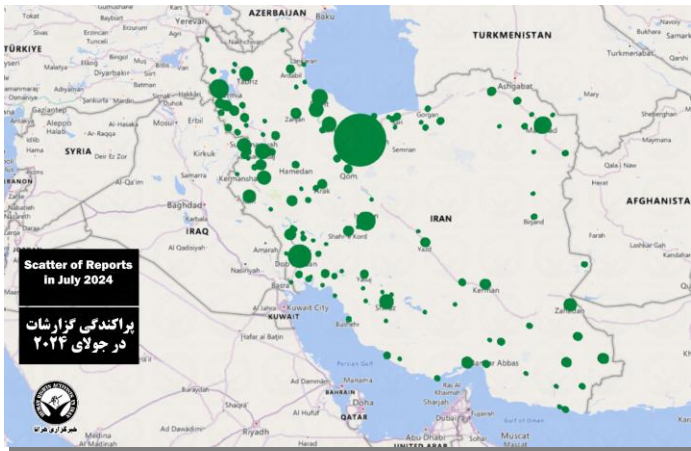


close to the government. 34.87% of reports came from other human rights news agencies.

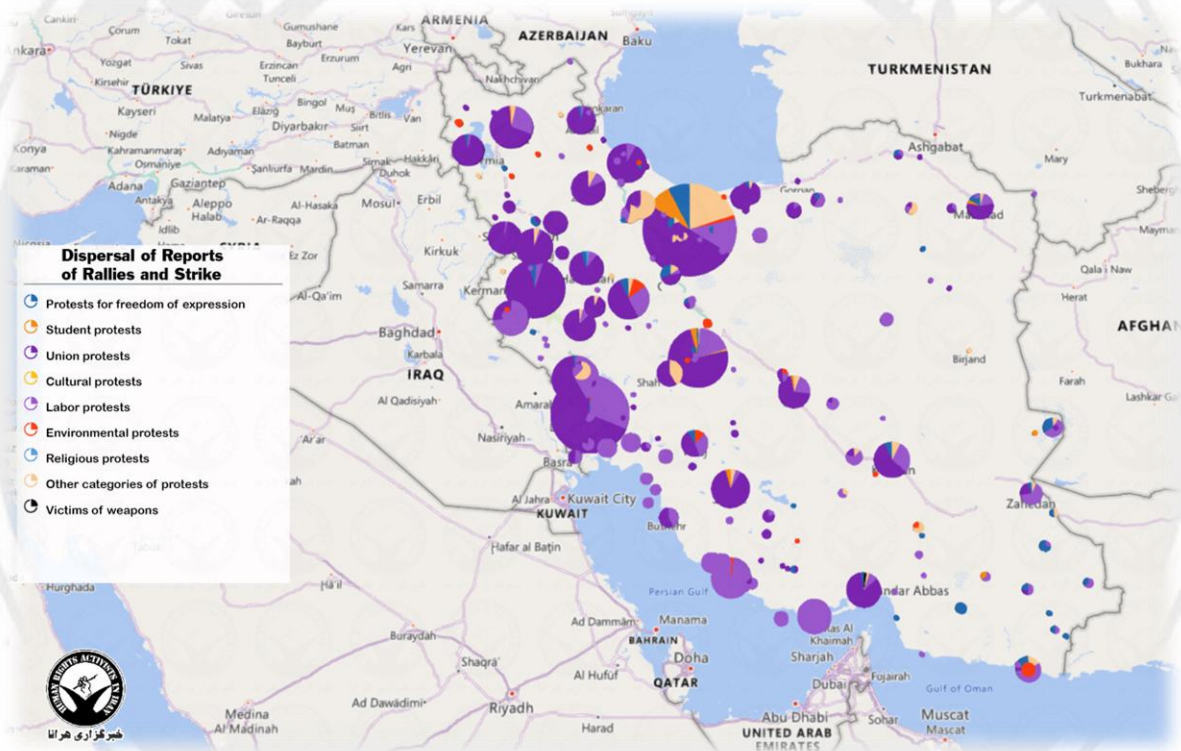






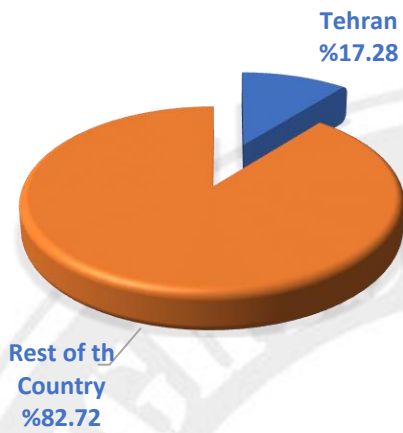


In 2024, there were at least 2,231 instances of protest gatherings organized by citizen groups across all 31 provinces due to unmet demands and claims. Of these, 1,217 were union gatherings, 701 were workers' rallies, 145 times involved citizens primarily known as market or stock market losers, 94 were related to the realm of thought and expression, 36 were student union gatherings, 1 was in the cultural field, 1 were religious minority gatherings, and 36 were environmental gatherings. In addition to these gatherings, there were also 1373 labor strikes, and 62 union strikes. It is worth noting that in 23 cases, gatherings have been prevented.



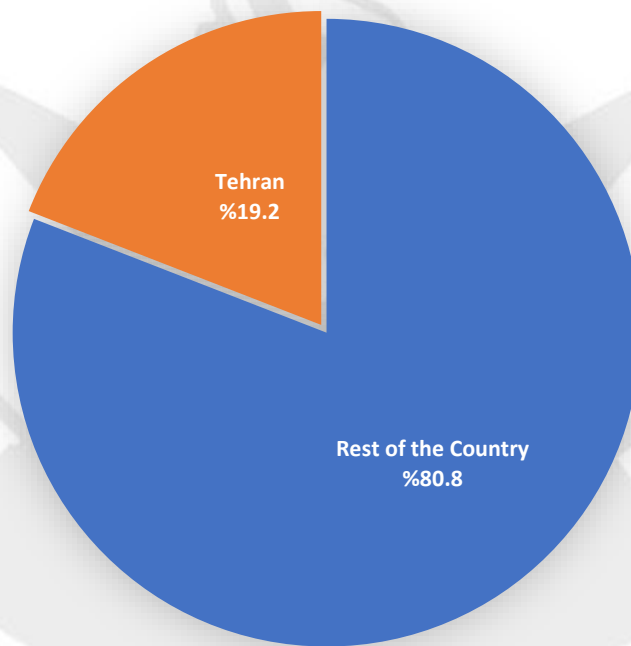
As indicated in the distribution map, there exists a major discrepancy between the capital Tehran, and other parts of the country in terms of the number of published reports. This is while the census of 2023 reported a population of 14,425,000 in Tehran, compared to a population of 69,075,000 in the rest of the country.

Figure 2. A comparison between the population of Tehran and other regions in Iran.



Statistics indicate that the focus or ability to report of the human rights reporters has been 19.2% in Tehran and 81.8% in the other parts of the country.

Figure 3. A comparison between reporting capacities in Tehran compared with the rest of the country (2024).

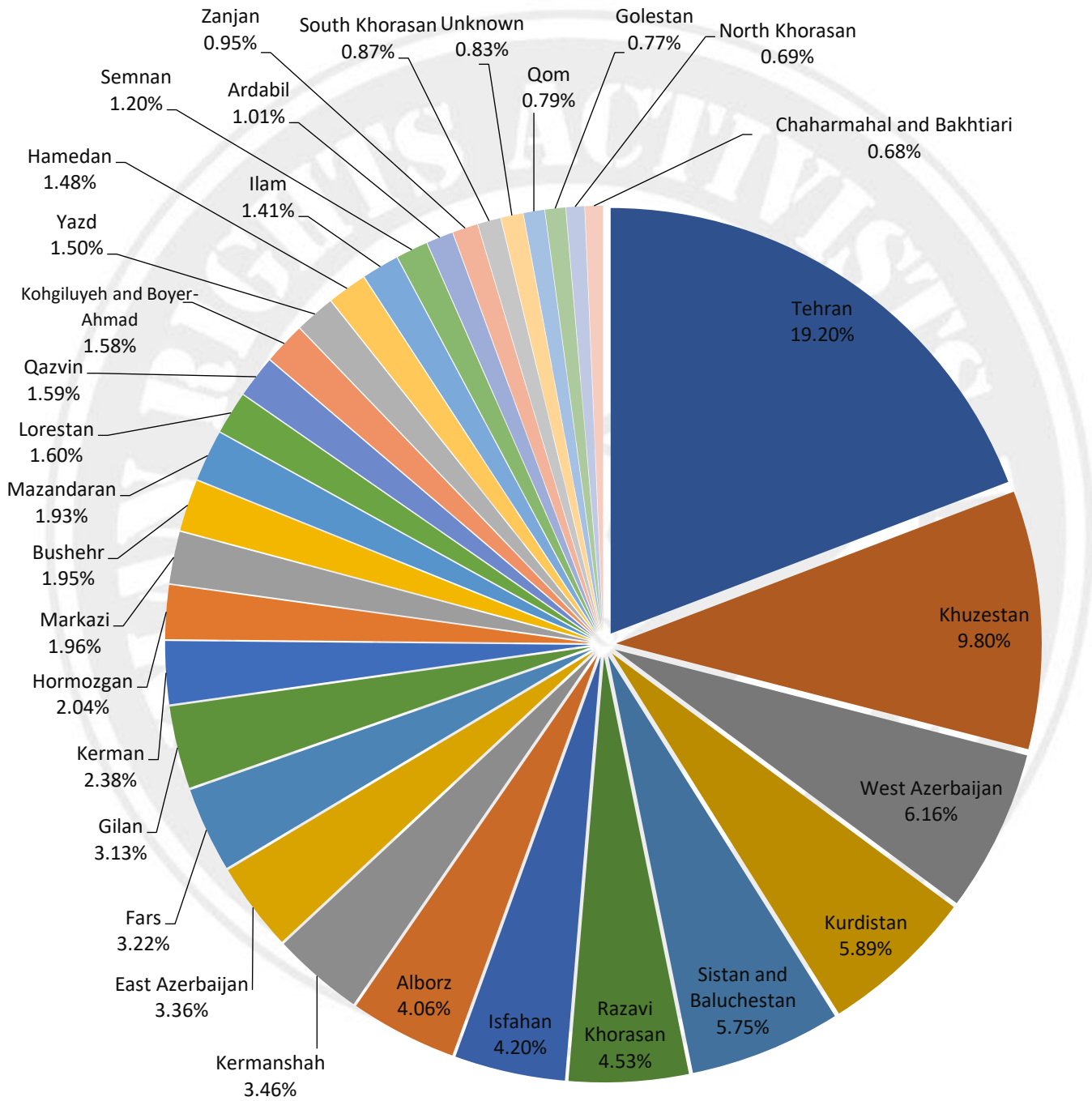


The following table represents the provinces included in the 2024 Annual Report of Human Rights in Iran and the respective number of reports filed from the province. The absence of a province on the list does not indicate the absence of human rights violations in the corresponding province overall. Rather, it reflects the reality that some reports do not concern a specific province but apply to the whole country.

Provinces Name	Reports	changes from the previous year	Provinces Name	Reports	changes from the previous year
East Azerbaijan	306	-1	Chaharmahal and Bakhtiari	62	+7
West Azerbaijan	561	+11	Qom	72	-26
Ardebil	92	-11	Kurdistan	537	-262
Isfahan	383	-74	Kerman	217	+25
Alborz	370	-66	Kermanshah	315	-43
Ilam	128	-67	Golestan	70	-76
Bushehr	178	+75	Gilan	285	-40
Tehran	1749	-187	Lorestan	146	-9
Khorasan Razavi	413	-15	Mazandaran	176	-99
Khuzestan	893	+242	Markazi	179	+3
North Khorasan	63	-9	Hormozgan	186	+48
Qazvin	145	-20	Hamedan	135	+7
South Khorasan	79	+25	Yazd	137	+23
Zanjan	87	+4	Sistan and Baluchestan	524	-17
Semnan	109	+39	Kohgiluyeh and Boyerahmad	144	-29
Fars	293	+19	Overall*	50	+5

The following pie chart illustrates the percentages of submitted reports based on the province.

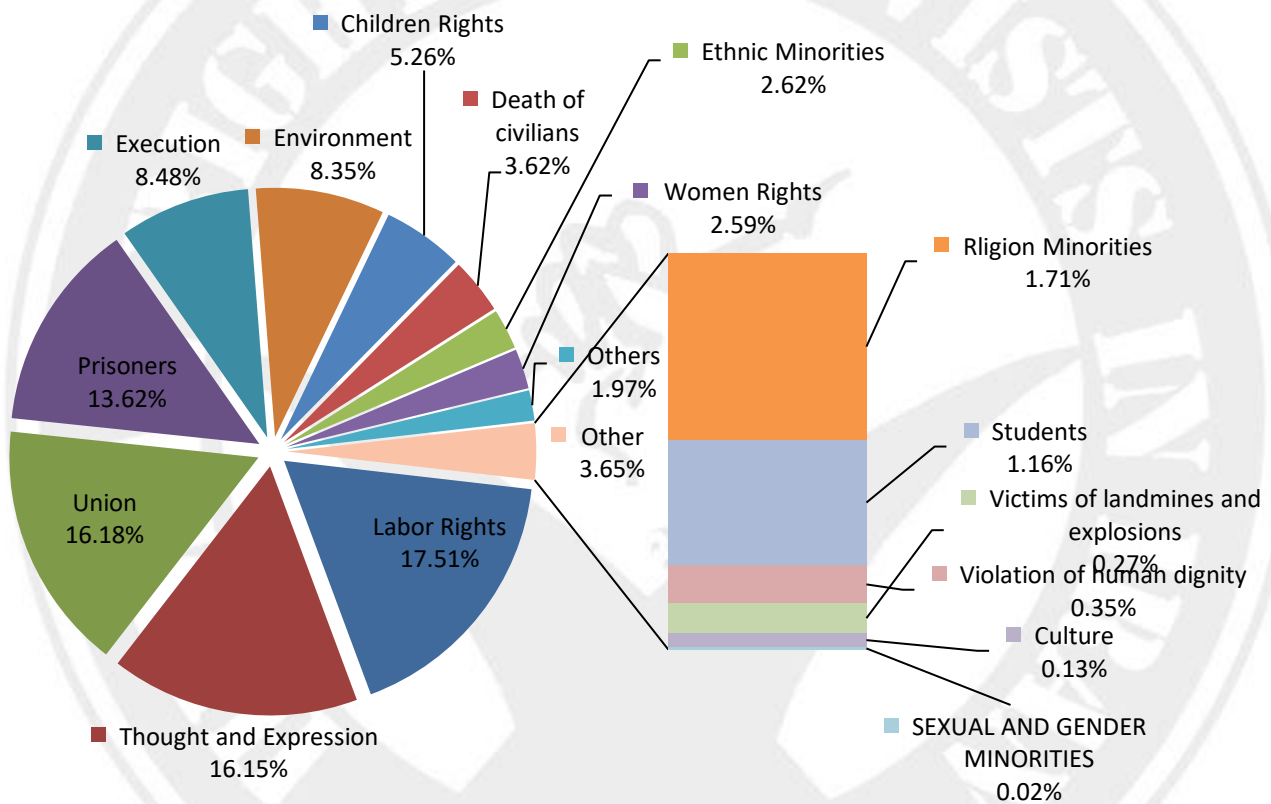
Figure 4. Pie chart of volume of submitted reports based on the province (2024)



**Categories of human rights violations based on the number of reports in 2024.**

To study categories of human rights violations in Iran, it is important to initially compare the categories based on the number of reports made in each category in the past year.

Figure 5. Percentile of the number of reports made in 2024, based on Legal Category.





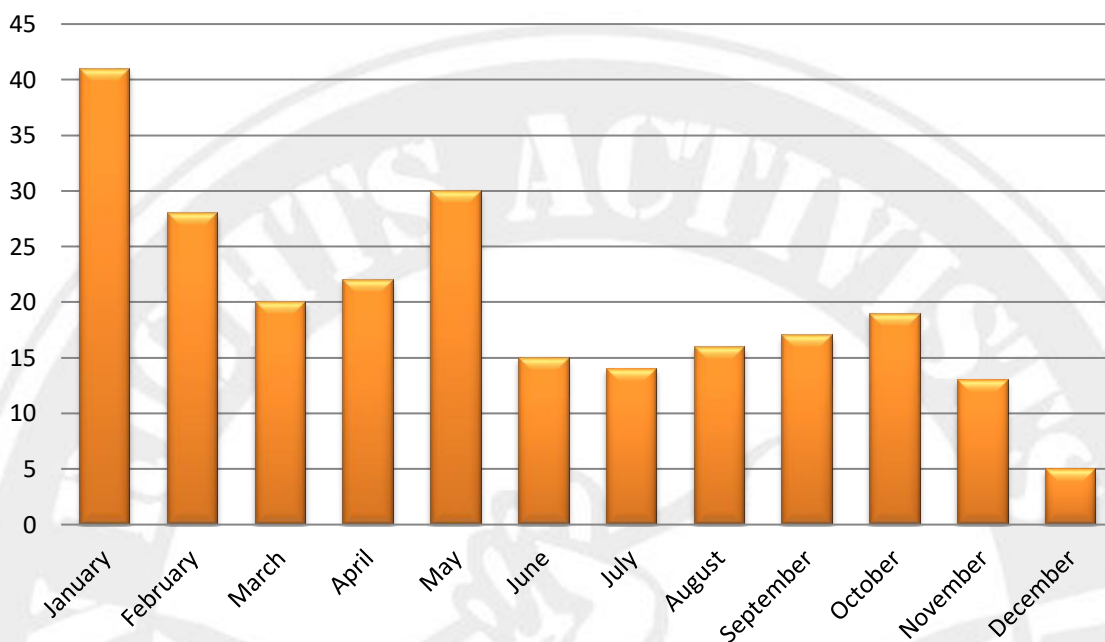
## ETHNIC RIGHTS

In the category of ethnic and national rights in 2024, a total of 240 reports were recorded by the Department of Statistics and Publications of the Human Rights Activists in Iran (HRA). According to these reports, 240 citizens were documented as being arrested, with 109 of these arrests occurring without a judicial warrant. Although the charges against 186 of the arrested individuals remain unclear, signs and past actions of the security institutions in the referred areas suggest that these arrests fall under the classification of ethnic rights violations. Furthermore, 20 individuals were sentenced to a total of 471 months of imprisonment, comprising 465 months of actual imprisonment and 6 months of suspended imprisonment. Additionally, 5 individuals were fined Seven hundred and fifty-six million Iranian Rials. Also, 32 people were summoned to security-judicial institutions.

Apart from these, there were 22 court trials and 13 interrogations in security-judicial institutions, 39 cases of assault, 28 house searches, 5 instances of civil registry offices opposing the naming and identity registration of children, and 4 instances of imprisonment sentences being carried out. In the area of national minorities, the arrest of citizens decreased by 25.9%, sentences of imprisonment based on the number of people tried by the judiciary increased by 5.2%, and the issuance of prison sentences compared to 2023 decreased by 53%.

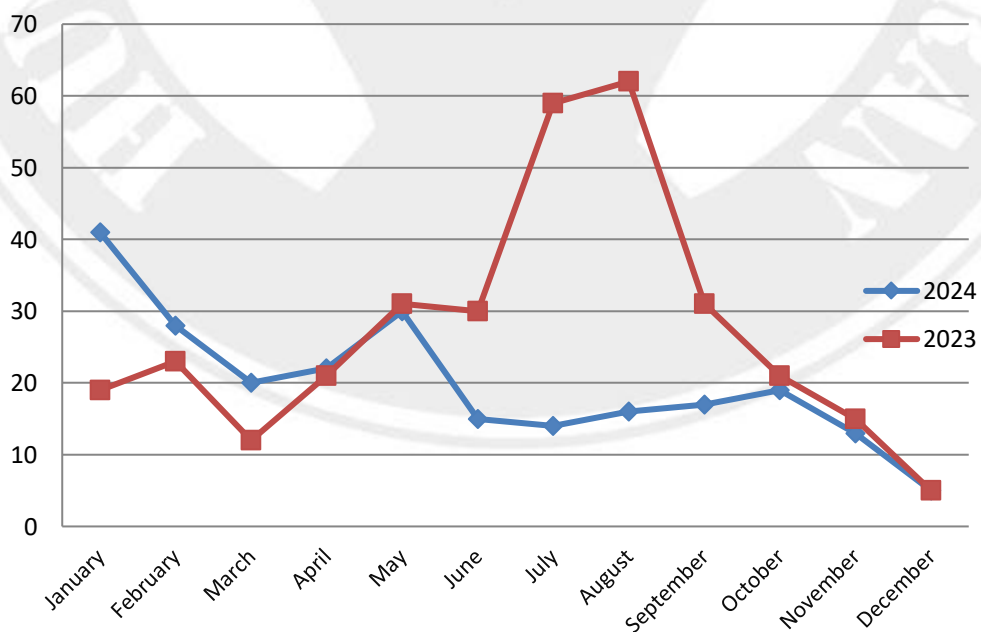
The monthly comparison of violations of ethnic-national rights, as seen in the chart below, shows that the highest number of violations reports in this category were published in January, with the most significant decline in the number of reports observed in December.

Figure 6. The number of reports on the violation of the rights of ethnic minorities by month (2024)



The following graph illustrates the number of violations of human rights in the category of national-ethnic minorities in 2024 compared to 2023.

Figure 7. The number of violations of ethnic minorities' rights by month in 2024 compared to









## TOLERANCE AND RELIGIOUS FREEDOMS

In this category, in the past year, 157 reports were registered by the Department of Statistics of the Human Rights Activists in Iran (HRA). According to these reports, 85 citizens were arrested, of which 16 arrests were made without a judicial warrant. Additionally, there were 65 summonses to security and judicial institutions. Also, there were 35 instances of house raids, 10 cases of economic activity obstruction, 2 cases of destruction of cemeteries, 1 case of house and property confiscation, 1 case of withholding a body. 2 instances of prevention of body burial, 8 cases of imprisonment execution, 41 travel bans, 3 instances of assault, 1 gathering, 84 trials, and 23 interrogations in security-judicial institutions recorded.

Notably, 81 individuals from religious minorities were sentenced by judicial institutions to a total of 4,774 months of imprisonment. This includes 4,258 months of actual imprisonment and 516 months of suspended imprisonment, with 1,049 months of these sentences being issued by appellate courts. Furthermore, 52 individuals were fined Twenty-six billion, seven hundred six million and sixty thousand Iranian Rials, and 54 individuals were deprived of social rights. In addition, 1 person was sentenced to 60 months of exile.

In the realm of religious minorities, the arrest of citizens decreased by 40.1%, the issuance of prison sentences by the judiciary dropped by 29.5%, and there was an overall 6.6% decrease in prison sentences compared to the previous year.

Figure 8. Violation of religious minorities' rights based on the number of arrestees reported by month (2024).

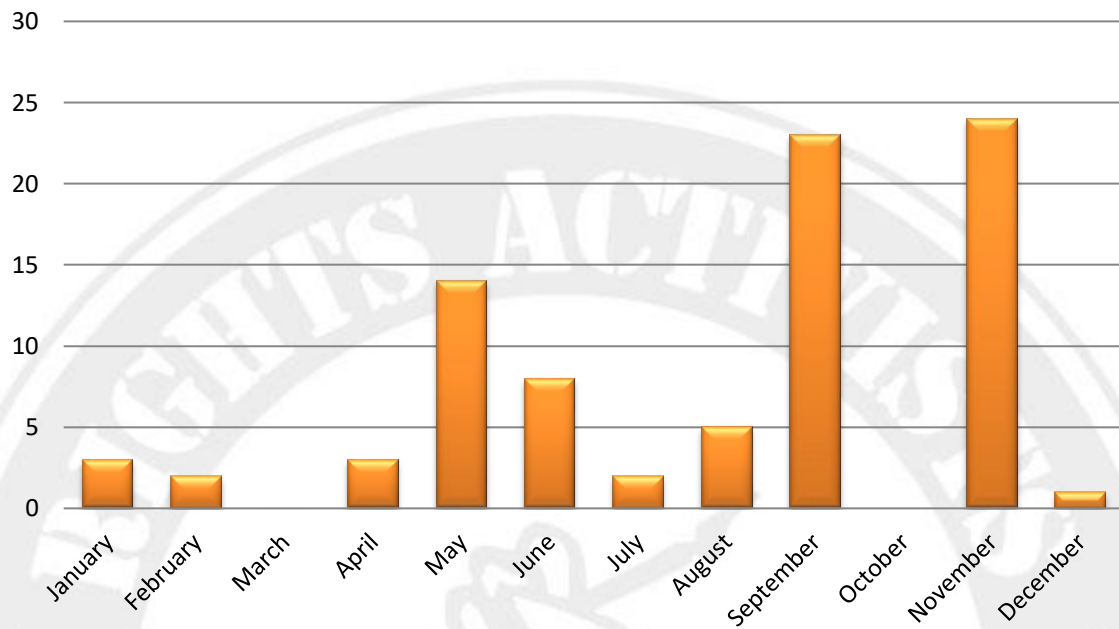
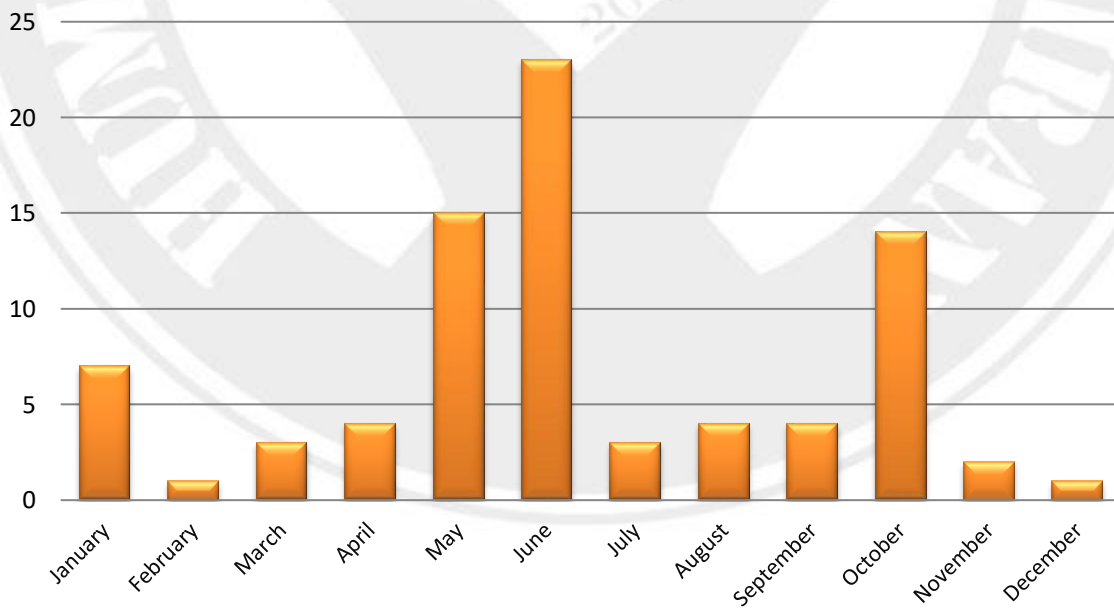
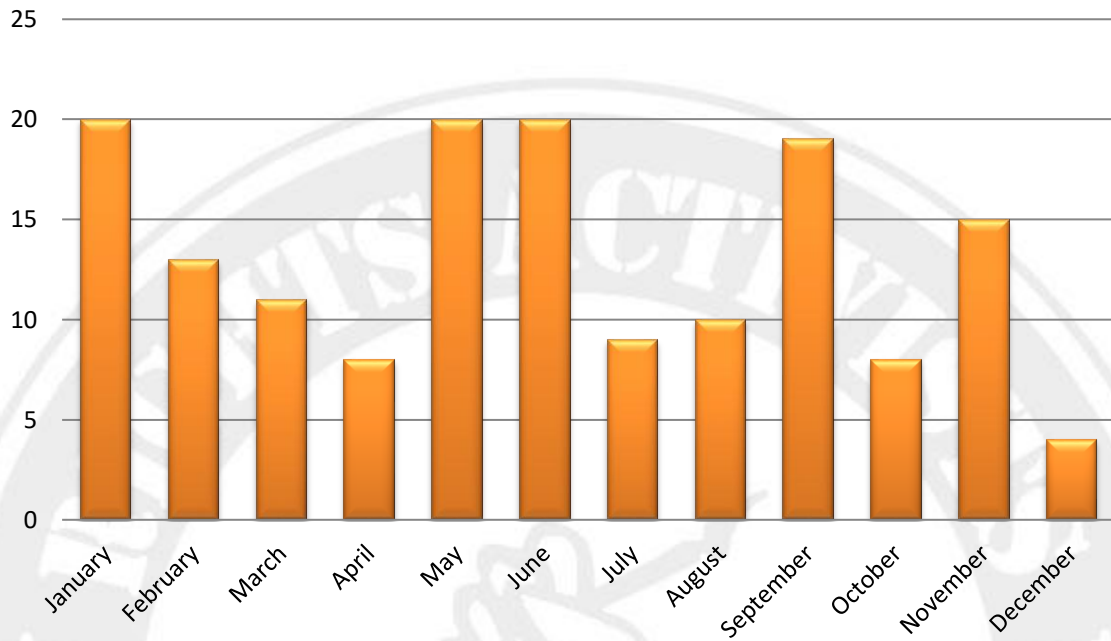


Figure 9. Violation of religious minorities' rights based on the number of convicted individuals by month (2024).



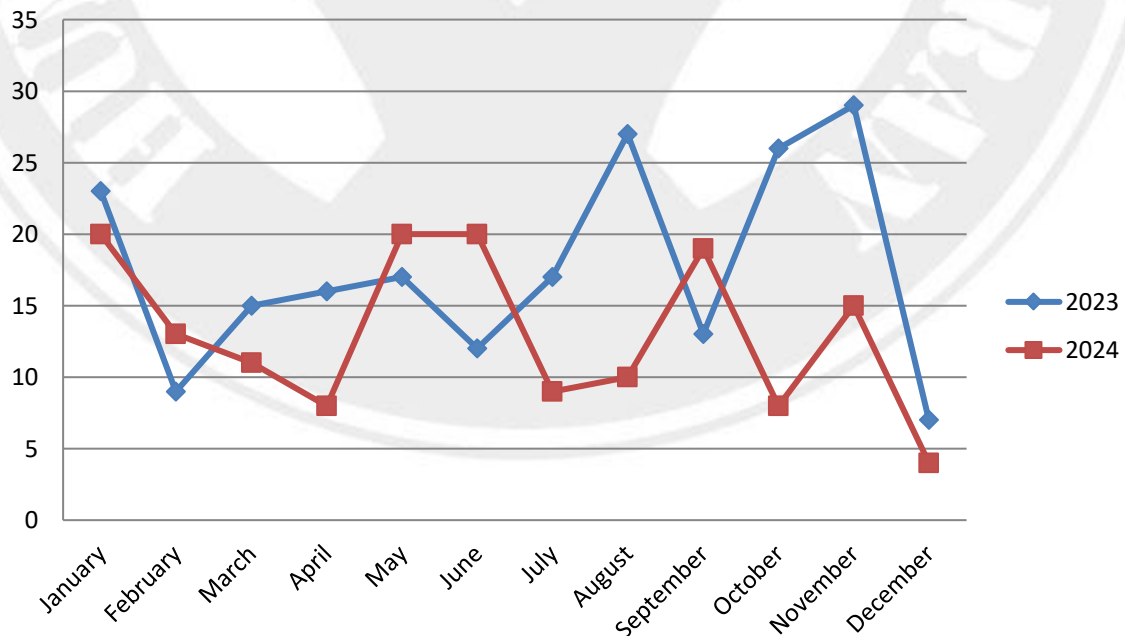
The highest number of violations was reported in January, May and June, while the lowest occurred in December.

Figure 10. The number of reports on cases of violation of religious minorities' rights by month (2024).



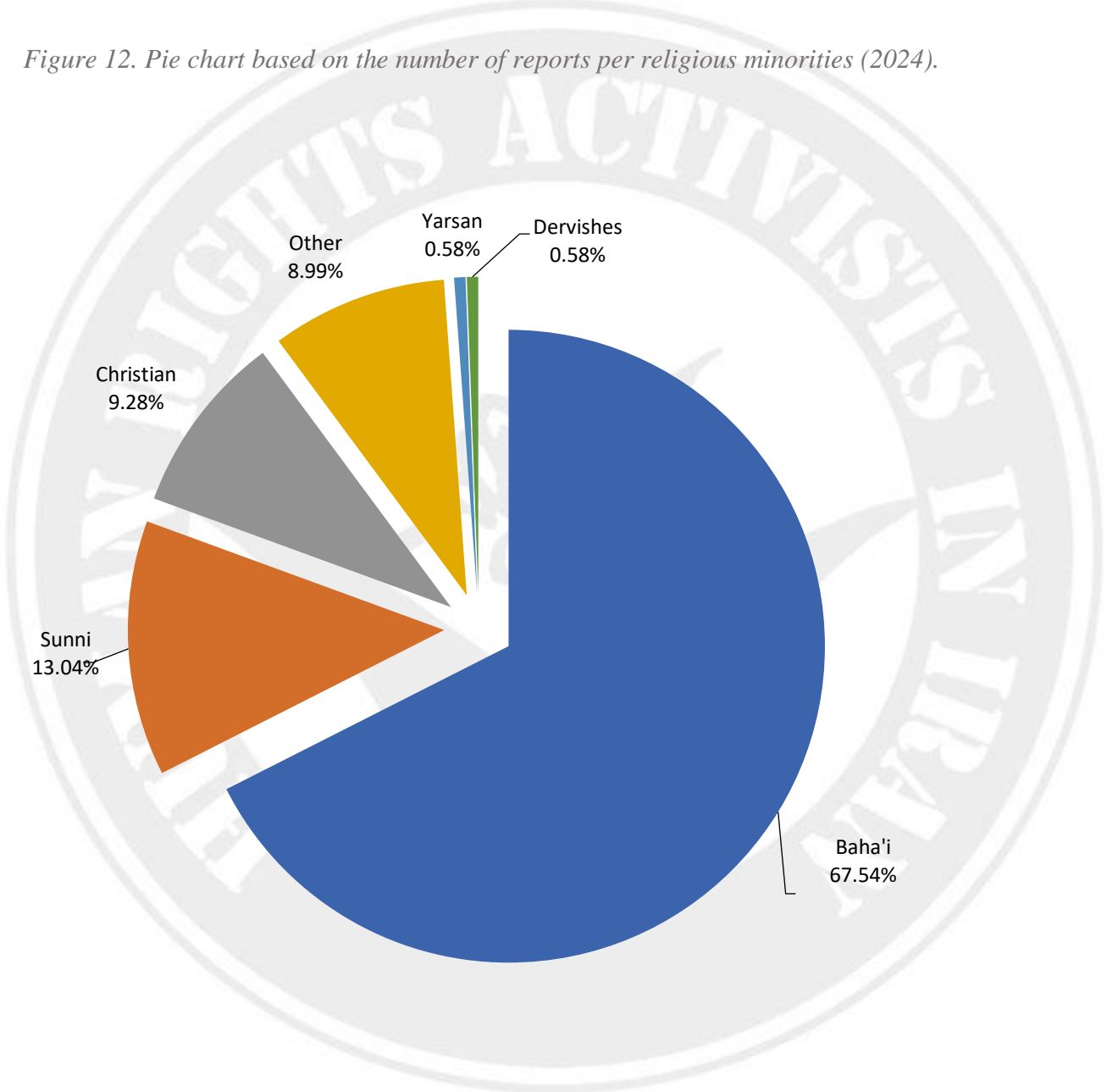
The following graph illustrates the number of violations of human rights in the category of religious minorities in 2024 compared to 2023.

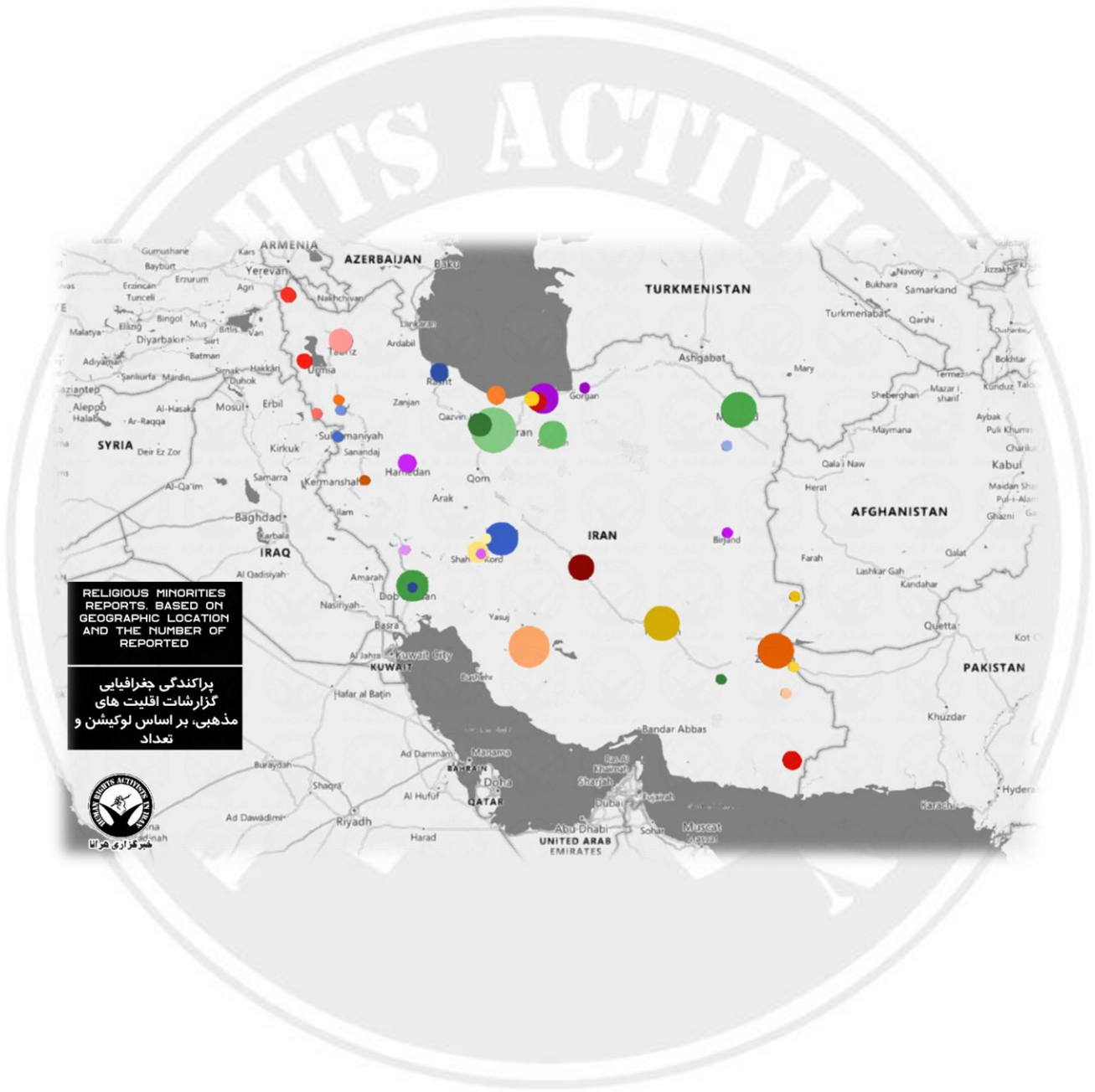
Figure 11. The number of violations of religious minorities' rights per month in 2024 compared to 2023.



In the category, 67.54% of human rights reports regarding violations against religious minorities related to violations against Baha'is, 13.04% to Sunnis, 9.28% to Christians, 8.99% to "Others", 0.58% to Yarsans and 0.58% to Dervishes. Note that reports labeled as "Other" are those that did not belong to a specific group of religious minorities.

Figure 12. Pie chart based on the number of reports per religious minorities (2024).







## FREEDOM OF THOUGHT AND EXPRESSION

In the category of freedom of thought and expression in 2024, a total of 1,479 reports were registered by the Department of Statistics. Based on the analysis of these reports, 1,585 individuals were arrested, with at least 140 of these arrests made without a judicial warrant. There were 600 summonses to judiciary and security authorities, 1 instance of publication bans, and 28 publications being declared criminal. Additionally, reports of trials of a total of 316 individuals in judicial institutions were published. Also, there were 42 instances of interrogations in security institutions, 56 travel bans, 180 imprisonment sentence executions, 39 house searches, 1 instance of communication disruption, 2 cases of social media filtering, 56 citizen beatings, 1 case of forced retirements, 9 dismissals and layoffs, 4 sealings of organizations and offices, 6 instances of speech or event disruptions, 94 gatherings, and 5 instances of gathering prevention in the area of thought and expression.

In 2024, for this domain, at least 26,649 months of prison sentences were issued for 604 individuals by judicial bodies. This includes 24,719 months of actual imprisonment and 1,930 months of suspended imprisonment. It is noteworthy that 5,179 months of these sentences were issued by appellate courts and 444 months by the Supreme Court. Moreover, 94 individuals were fined Sixty-five billion two hundred forty million seven hundred thirty thousand Iranian Rials, 63 individuals received 6,901 lashes, 32 individuals were sentenced to 1,728 months of exile, and 100 individuals were deprived of social rights.

In the realm of thought and expression, reports of citizen arrests decreased by 49.03%, while the issuance of prison sentences by the judiciary increased by 6%, and the number of people tried rose by 8.06% compared to the previous year.

Please refer to the charts below for a detailed overview of violations in the field of freedom of thought and expression.

Figure 13. The number of arrests in the category of violation of the right to freedom of expression by month (2024).

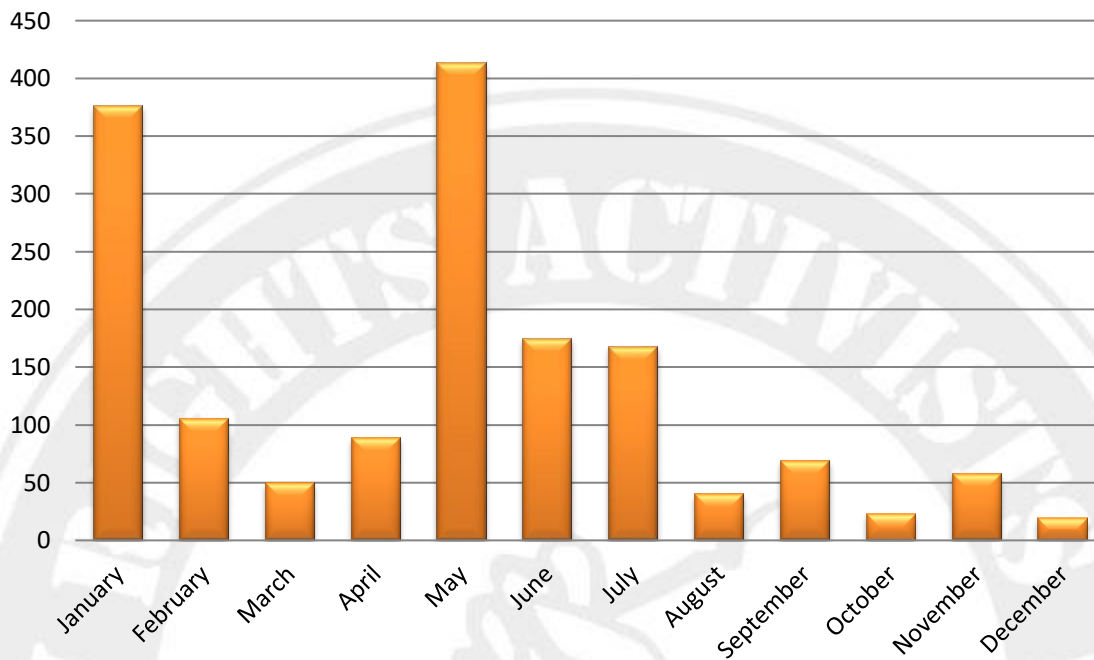


Figure 14. The number of convictions that violate of the right to freedom of expression by month (2024).

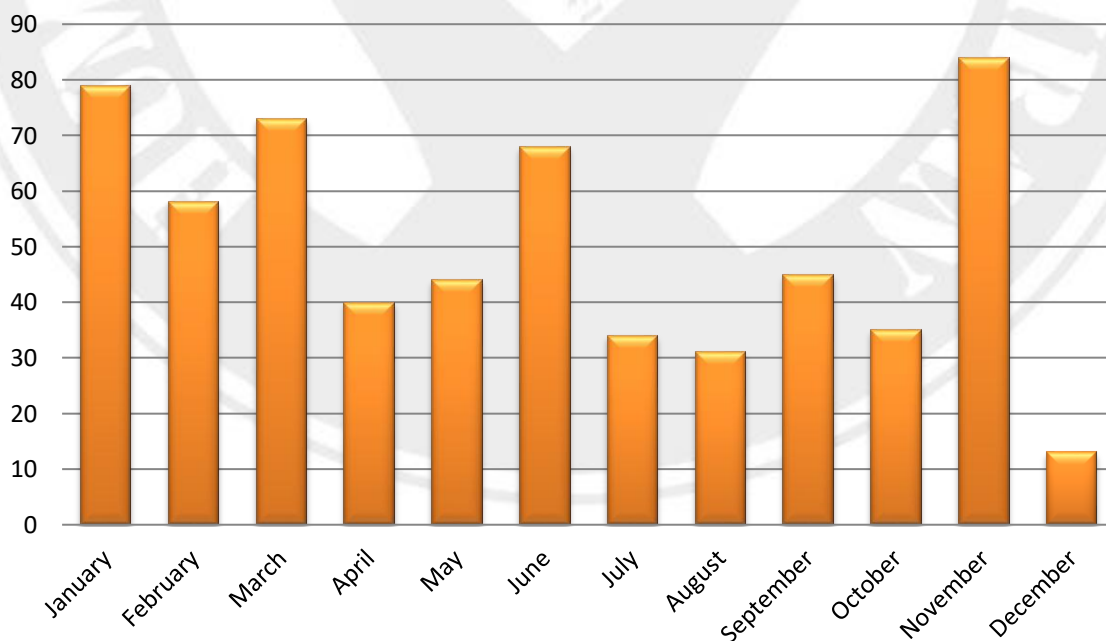
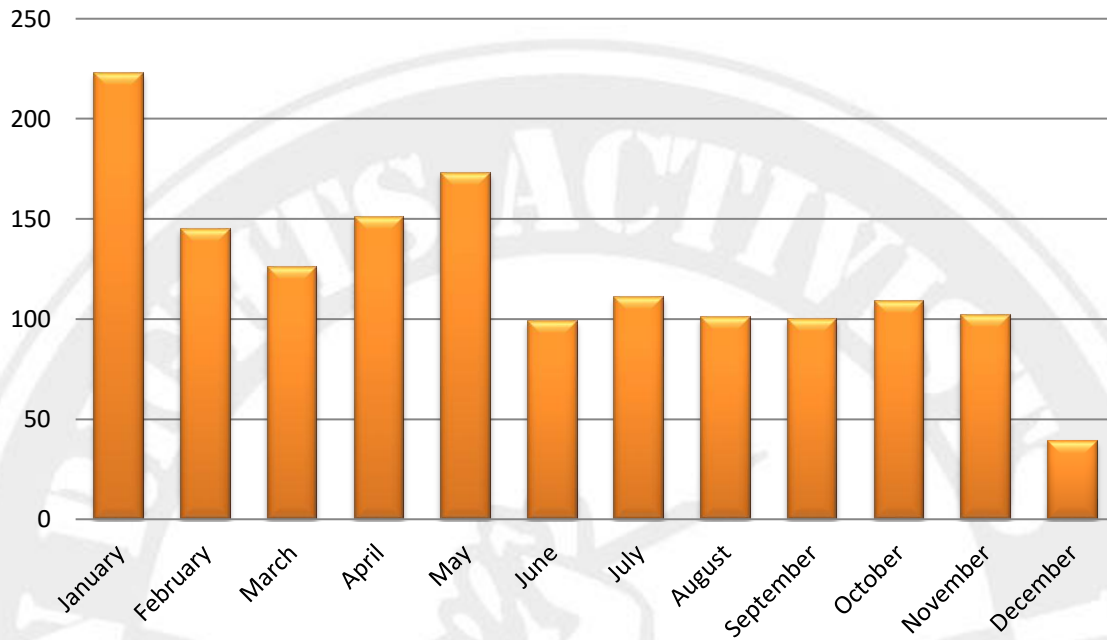


Figure 15 illustrates that the highest number of violations in this category occurred in January and



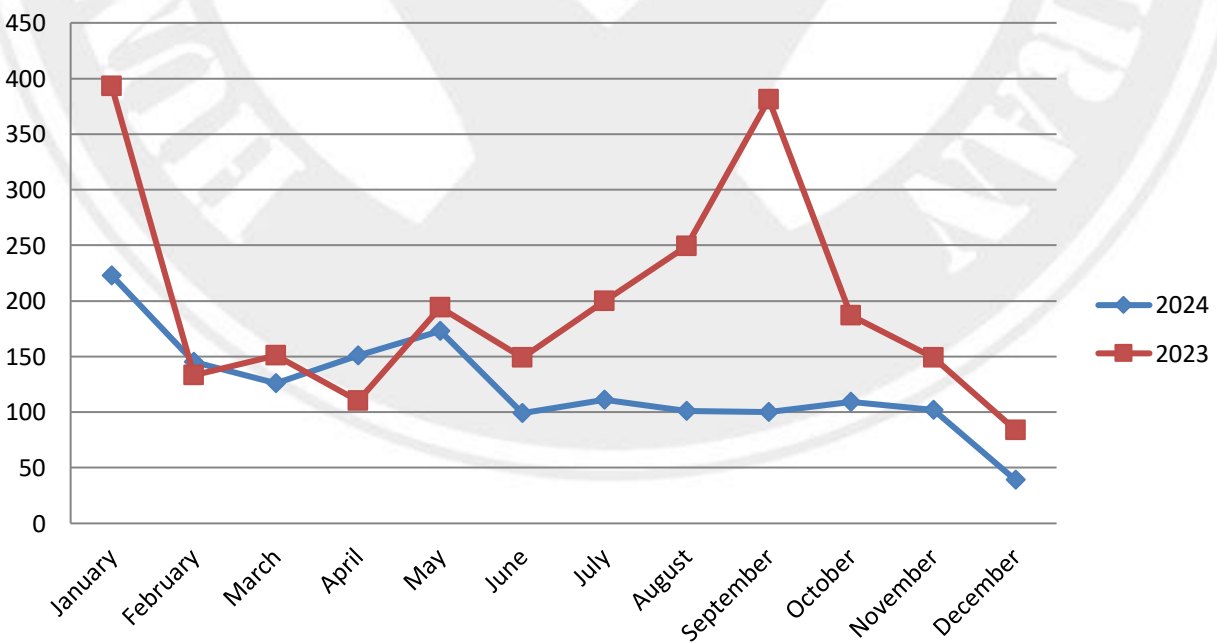
the lowest in December.

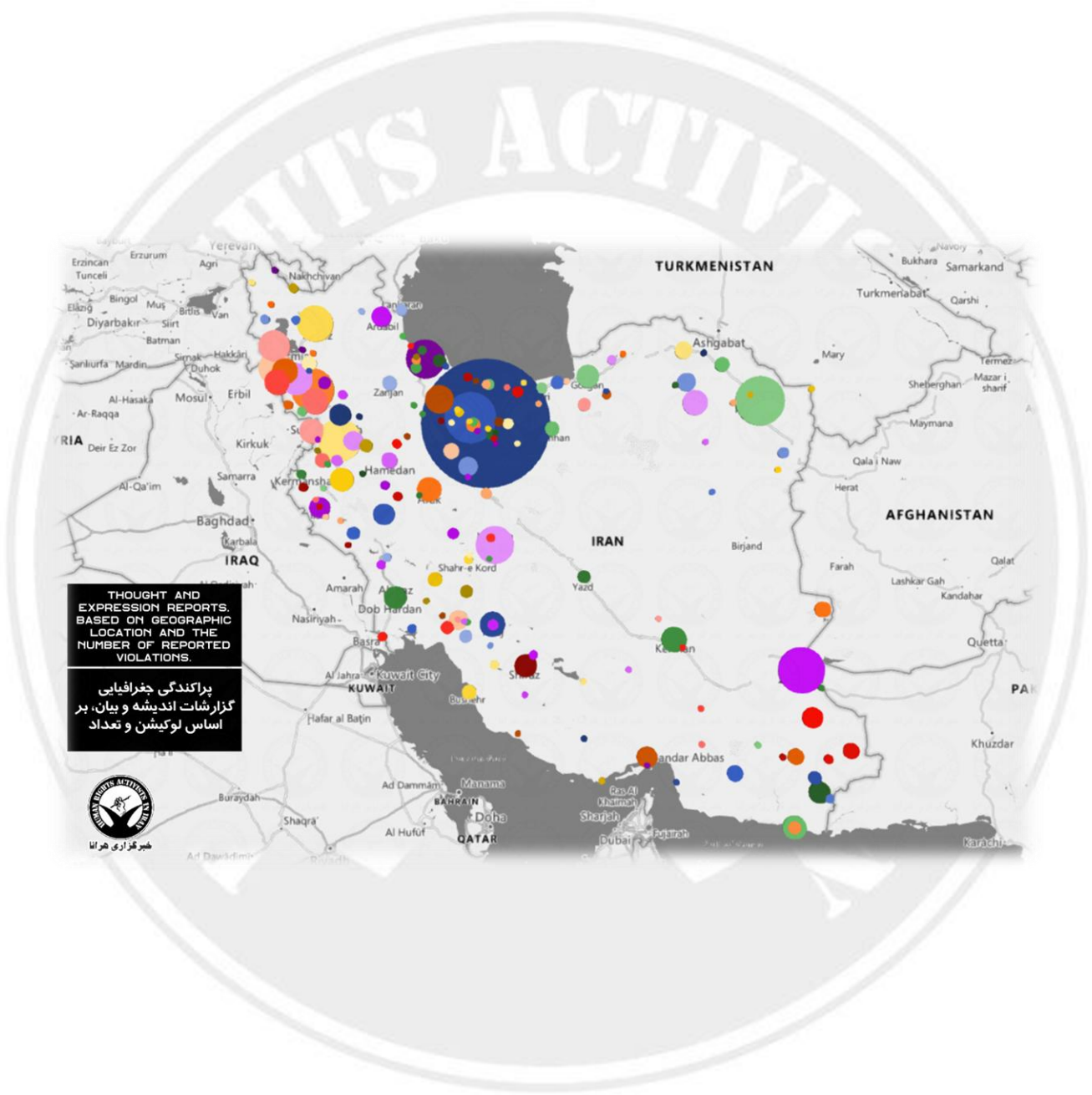
Figure 15. Number of reports in the category of violation of the right to freedom of expression by month (2024).



The following graph illustrates the number of violations of human rights in the category of freedom of expression in 2024 compared to 2023.

Figure 16. Monthly comparison of violations of freedom of expression in 2024 and 2023.







## RIGHTS OF TRADE UNIONS AND ASSOCIATIONS

In 2024, a total of 1,482 reports were registered by the Department of Statistics and Publications concerning the rights of trade unions and associations. From these reports, 23 trade union activists were arrested. Additionally, there were 124 summonses to judiciary-security institutions, 636 cases of closures of facilities, 5 cases of assault, 1 instance of Sealing of business premises, 1 revocation of business licenses, 27 trials in judicial institutions, 19 interrogations in security-judicial institutions, 15 dismissals and layoffs, 3 forced retirements, at least 338 months of deferred wages for 3,309 people, 16 suicide, 2 house searches, and 5 instances of imprisonment.

Furthermore, 75 individuals were sentenced to 890 months of imprisonment, including 780 months of actual imprisonment and 110 months of suspended imprisonment., 267 months of these sentences were issued by appellate courts. Additionally, two individuals were sentenced to 48 months of exile, one person to 29 lashes, and 27 individuals to a total fine of Three billion fifty-four million Iranian Rials.

In 2024, there were at least 1,217 trade union protests, 8 instances of protest suppression, and 62 union strikes. These protests are primarily related to wage demands, poor economic conditions, and ineffective management of government institutions. Reports in this domain showed an 25.08% decrease in arrests and a 47.05% increase in sentences issued by the judiciary compared to the previous year, with a 60% decrease in prison sentences.

The accompanying graph illustrates that the highest number of rights violations in this area occurred in January, while the lowest was in December.

Figure 17. The number of reports in the category of violation of the rights of trade unions and associations by month (2024).

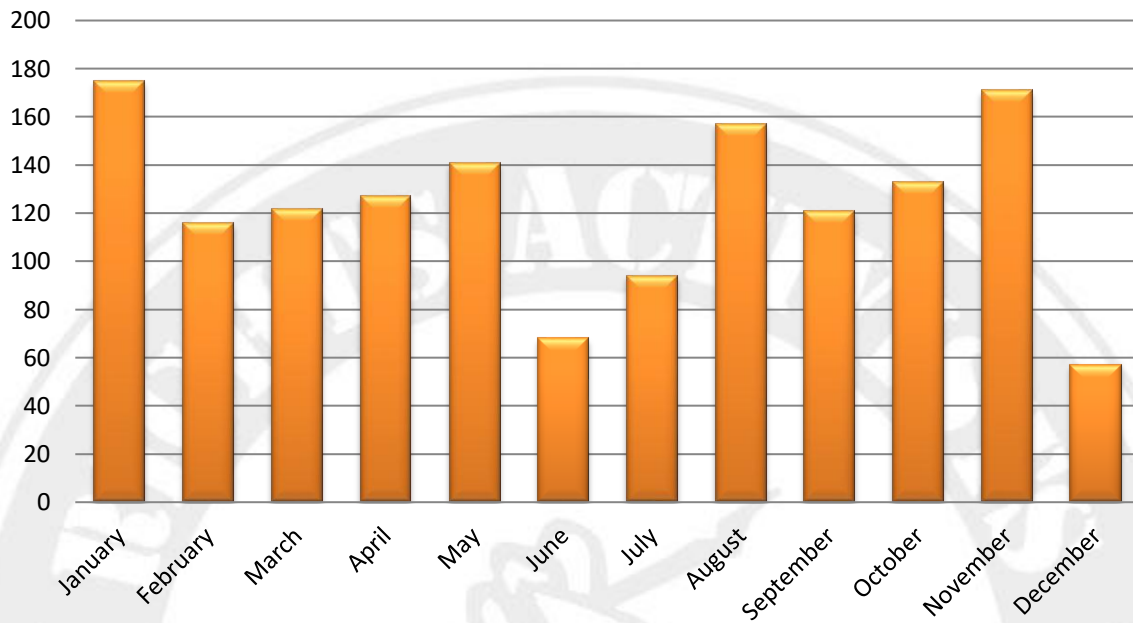
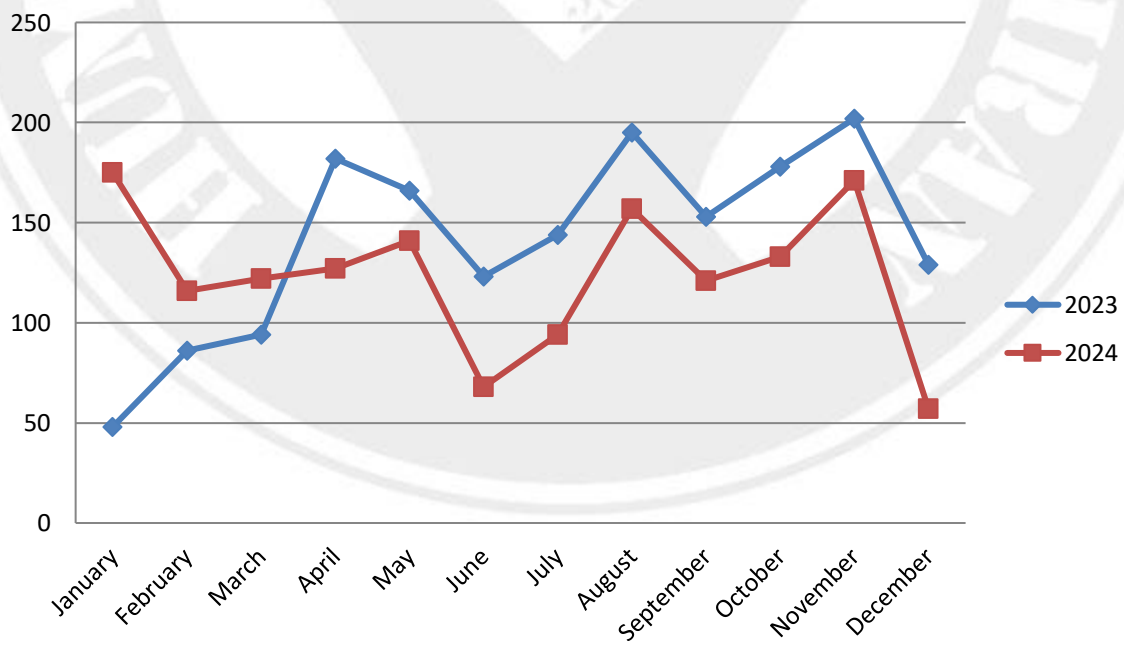


Figure 18. A comparison of the number of violations of trade unions and associations rights per month for 2024 compared with the previous year (2023).





GUILDS AND UNIONS REPORTS BASED ON GEOGRAPHIC LOCATION AND THE NUMBER OF REPORTED

پرکندگی جغرافیایی  
گزارشات حوزه اصناف و  
اتحادیه ها، بر اساس لوکیشن  
و تعداد



جمهوری اسلامی ایران  
وزارت بازرگانی

## ACADEMIA/ RIGHT TO EDUCATION

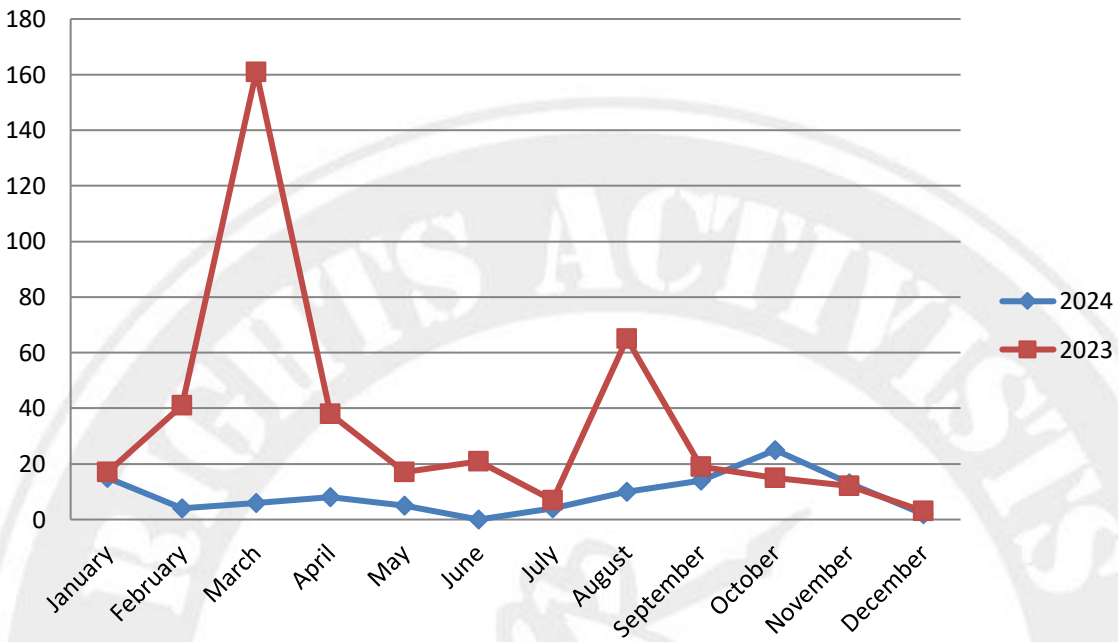
In 2024, the Department of Statistics and Publications of Human Rights Activists in Iran registered 106 reports related to academic rights violations. This total includes 3 instances of prevention of higher education. Additionally, at least 31 individuals were sentenced to 54 terms of suspension from studies. There were 3 cases of expulsion from universities, 1 summons to university disciplinary committees, 2 cases of gender discrimination in universities, 110 cases of food poisoning, 1 student exiles and 36 student gatherings.

Regarding student rights, there were 9 cases of physical punishment and over 80 cases of poisoning. Last year, at least 2,000,000 students were unable to continue their education. It should be noted that the three provinces of Sistan and Baluchistan, Golestan and Khorasan Razavi have the highest dropout rates in the country.

Specifically, in the province of Sistan and Baluchistan, 47.6% of students do not receive a certificate of completion of secondary education.

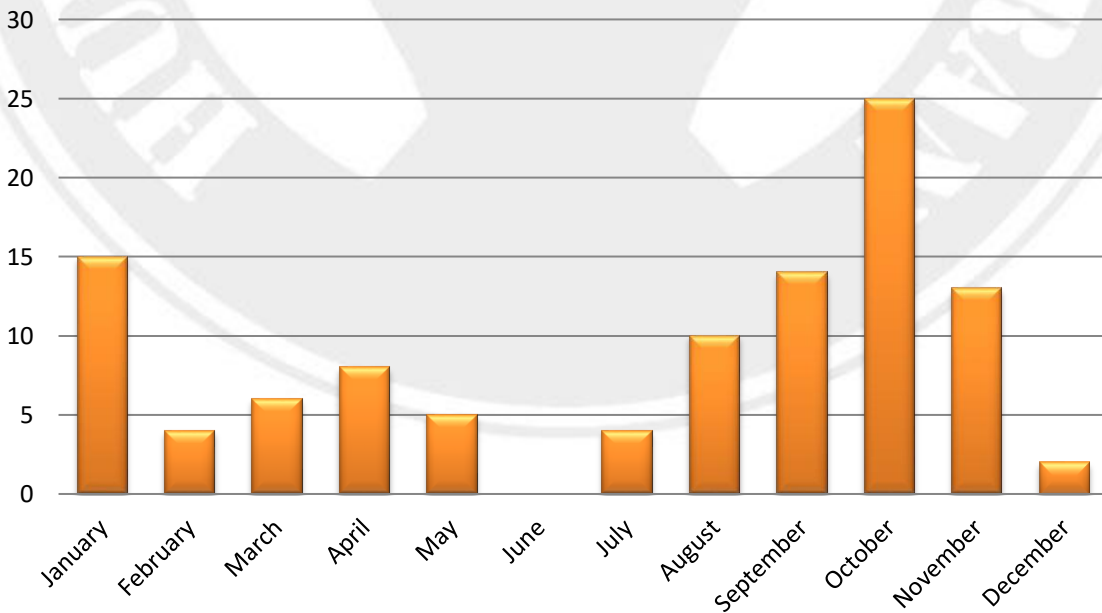
The monthly comparison of violations of basic rights in academic environments, as shown in the graph below, indicates that the highest number of rights violations in this area occurred in October, while the lowest number of reports was observed in June.

Figure 19. A comparative analysis of the violation of academic rights based on the number of cases per Month (2024).



The following graph illustrates the number of violations of human rights in the category of academic rights in 2024 compared to 2023.

Figure 20. A comparison of the number of violations of academic rights per month in 2024 compared with the previous year (2023).







## RIGHT TO LIFE (DEATH PENALTY)

In 2024, the Department of Statistics and Publication of Human Rights Activists in Iran registered 777 reports concerning the right to life. This encompassed the sentencing of 207 individuals to death, and the execution of 883 individuals. Out of these, 4 were carried out in public. Among the executed individuals whose genders were identified, 772 were male and 26 were female. Additionally, 5 juvenile offenders, defined as individuals under the age of 18 at the time of their alleged crimes, were also executed. Additionally, the verdicts of 54 individuals who had previously been sentenced to the death penalty were confirmed by the Supreme Court.

According to these reports, 51.87% of the executions were related to drug-related charges. Furthermore, 40.54% of the executions were for murder charges, 2.49% for sexual crimes, and 1.81% were executed with unknown charges. Additionally, 0.79% were executed on charges of Moharebeh (non-political), another 0.79% for Corruption on Earth, 0.57% on charges of armed robbery, 0.57% for security-related offenses (espionage, terrorism, bombing) and another 0.57% were executed on charges of Moharebeh-Baghi (political-security).

In a monthly comparison of the violation of the right to life based on the number of reports we received. According to chart 22, the highest number of violations occurred in November while the lowest number occurred in June.

Figure 21. A comparative analysis of death sentences based on the number of individuals per month (2024).

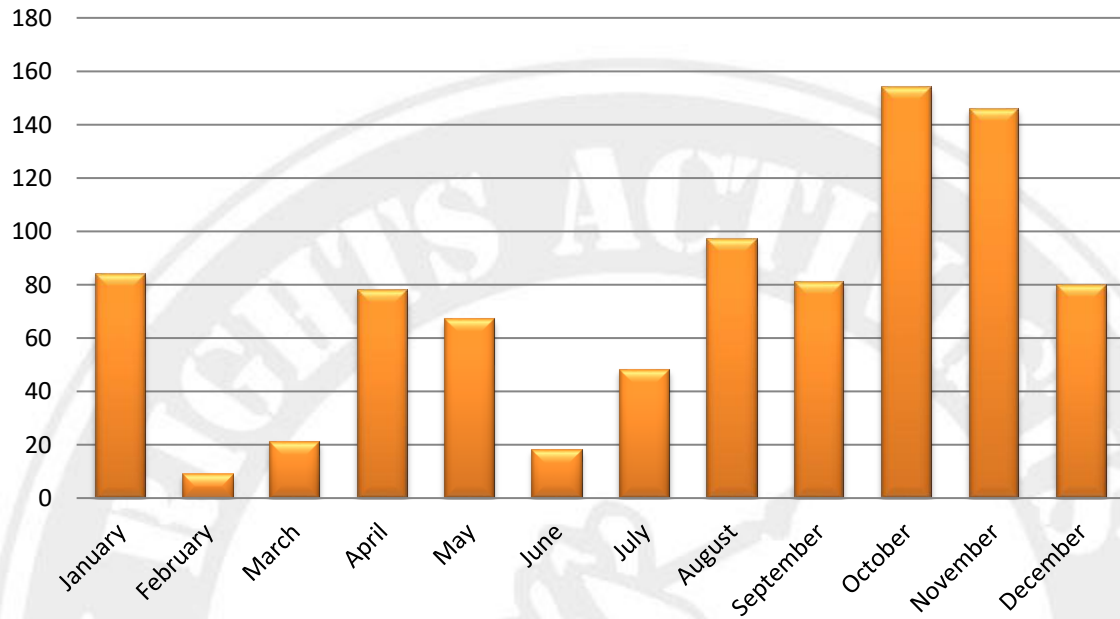
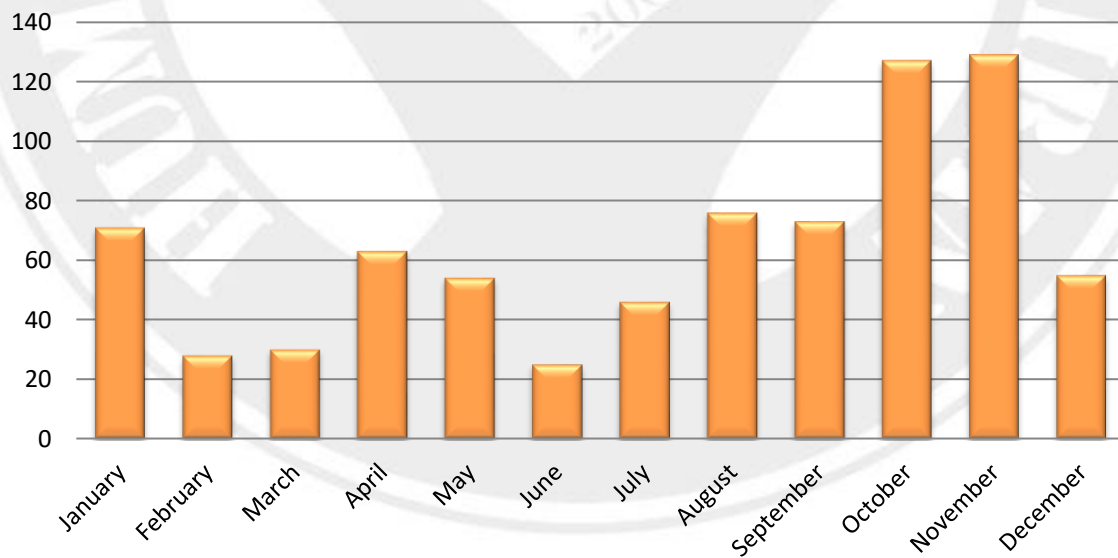


Figure 22. Monthly comparison of the number of violations of the right to life based on the number of death sentence cases (2024).



The following graph illustrates violations of human rights through the death penalty in 2024 compared to 2023.

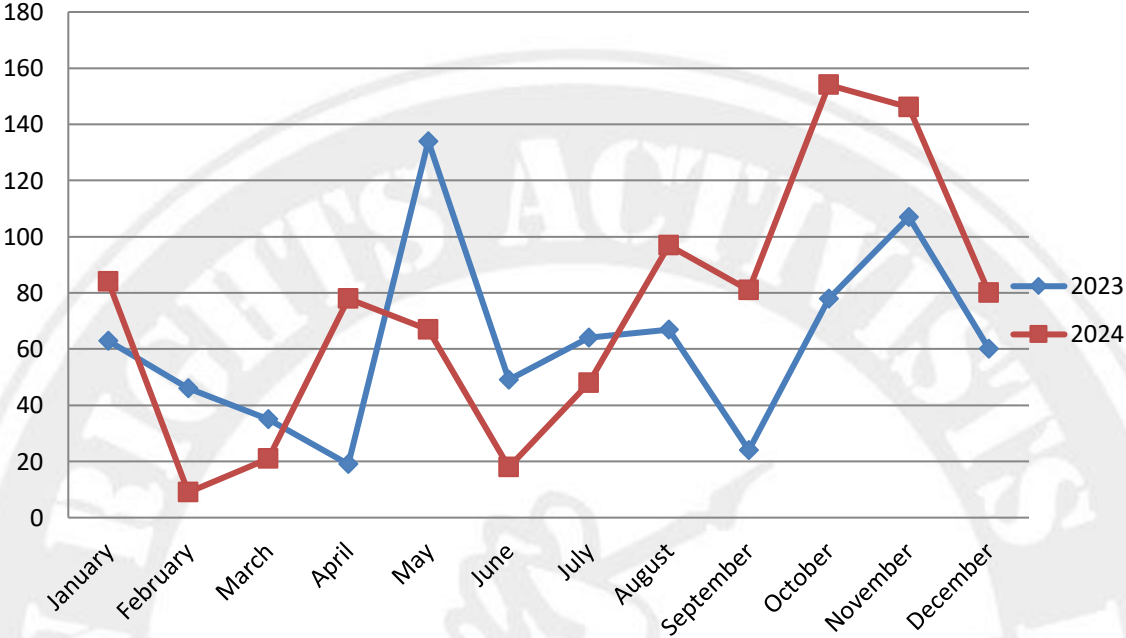


Figure 23. Death sentences per month in 2024 compared to its corresponding months in 2023.

Executions carried out in 2024 compared to 2023 increased by 18.03%. The number of death sentences issued increased by 33.05%.

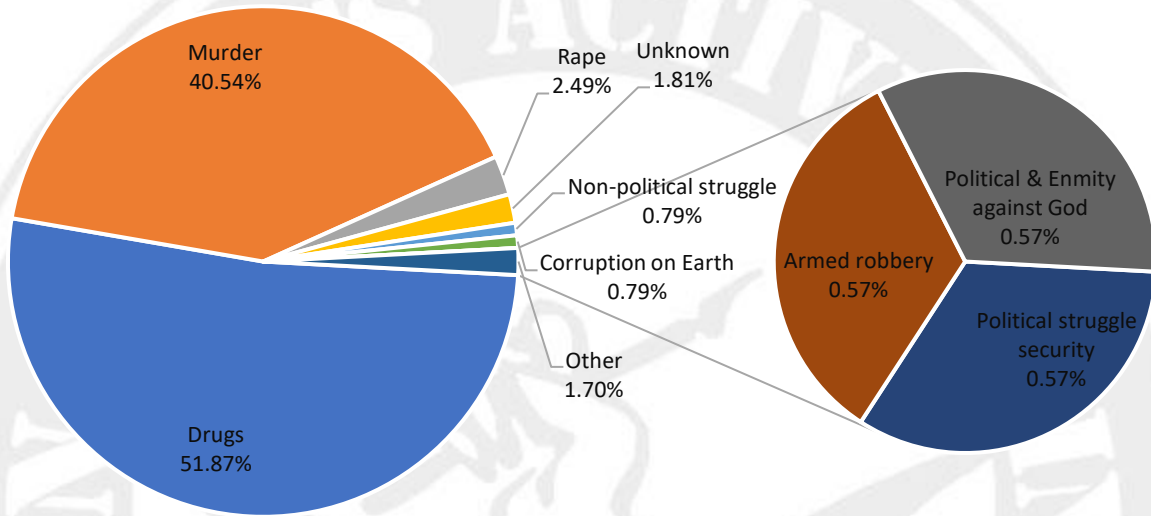
The table below shows the execution rate per capita in Iran's provinces based on the number of executions and population.

*Execution rate per capita in Iran's provinces based on the number of executions and population*

Province Name	Population	Number of Executions	Execution Rate (Executions per 100,000 people)
<b>Alborz</b>	2,712,400	188	6.93
<b>Fars</b>	4,851,274	87	1.79
<b>East Azerbaijan</b>	3,909,652	61	1.56
<b>Isfahan</b>	5,120,850	58	1.13
<b>Razavi Khorasan</b>	6,434,501	51	0.79
<b>West Azerbaijan</b>	3,265,219	41	1.26
<b>Kerman</b>	3,164,718	38	1.20
<b>Sistan and Baluchestan</b>	2,775,014	33	1.19
<b>Hamadan</b>	1,738,234	29	1.67
<b>Zanjan</b>	1,057,461	28	2.65
<b>Lorestan</b>	1,760,649	27	1.53
<b>South Khorasan</b>	768,898	27	3.51
<b>Yazd</b>	1,138,533	27	2.37
<b>Gilan</b>	2,530,696	26	1.03
<b>Qazvin</b>	1,273,761	25	1.96
<b>Qom</b>	1,292,283	22	1.70
<b>Golestan</b>	1,868,819	22	1.18
<b>Ardabil</b>	1,270,420	13	1.02
<b>Ilam</b>	580,158	12	2.07
<b>Hormozgan</b>	1,776,415	11	0.62
<b>Kermanshah</b>	1,952,434	11	0.56
<b>Khuzestan</b>	4,710,509	9	0.19
<b>Markazi</b>	1,429,475	8	0.56
<b>Semnan</b>	702,360	5	0.71
<b>Kurdistan</b>	1,603,011	4	0.25
<b>Mazandaran</b>	3,283,582	4	0.12
<b>North Khorasan</b>	863,092	4	0.46
<b>Kohgiluyeh and Boyer-Ahmad</b>	713,052	3	0.42
<b>Chaharmahal and Bakhtiari</b>	947,763	2	0.21
<b>Bushehr</b>	1,163,400	1	0.09

The following pie chart illustrates the number of death sentences issued and carried out across the country in 2024. The majority of death sentences came from drug charges (51.87%), followed by Murder charges (40.54%).

Figure 24. Capital punishment sentences should be issued in 2024 based on the type of charges.



The following pie chart illustrates the death sentences in Iranian provinces with the province of Alborz province with 21.41% of all the cases that is due to its two populated and important prisons., followed by Fars ranking with 9.91% of all the death sentences issued,

Figure 25. The ratio of death sentences issued per province (2024).

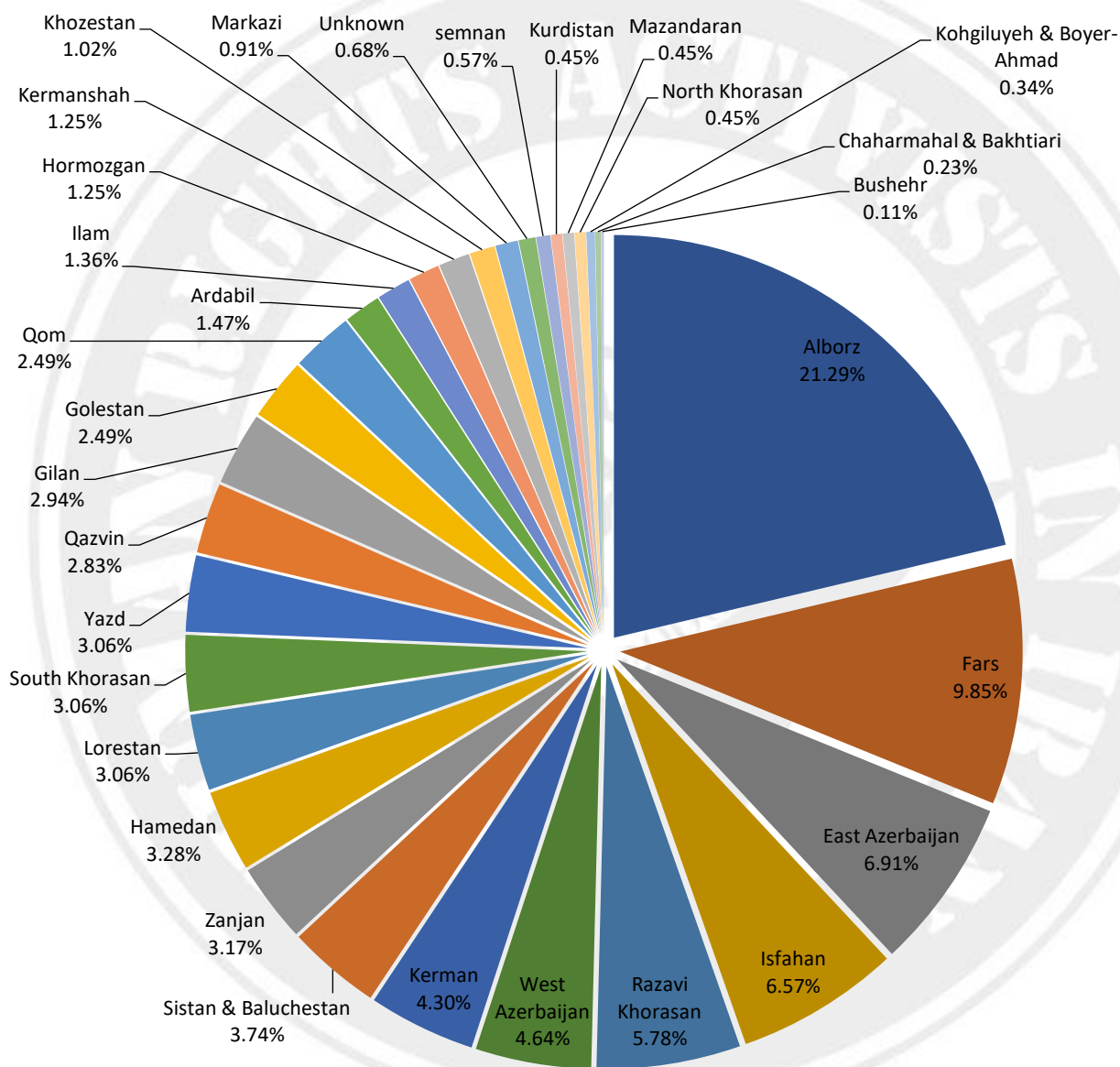
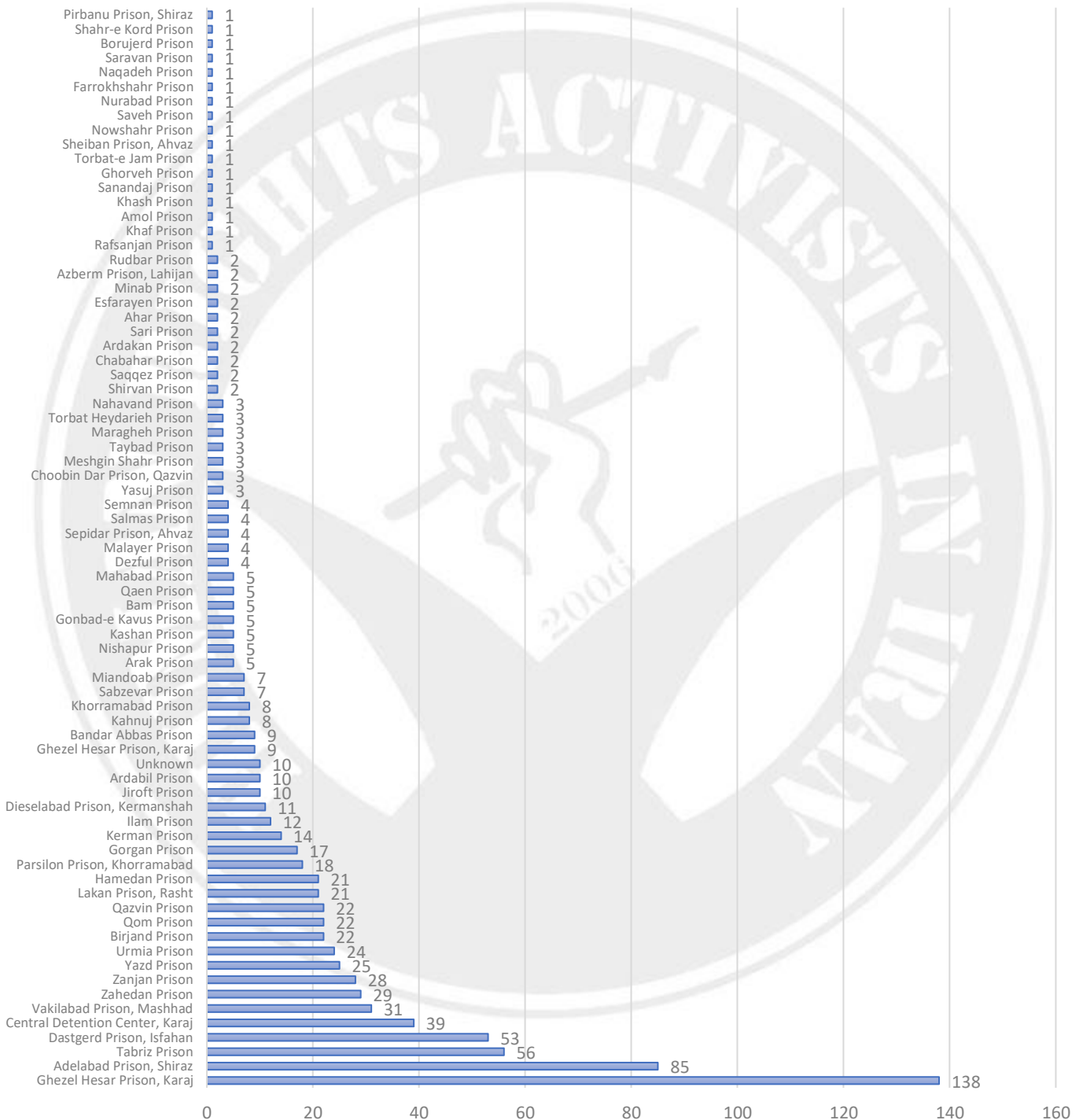


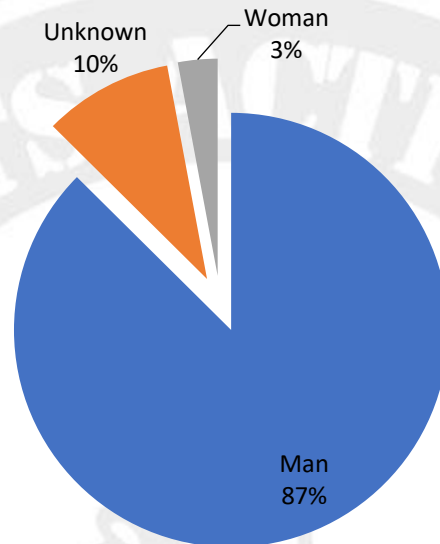
Figure 25 illustrates the number of death sentences in different prisons in Iran. Ghezel Hesar prison in Karaj and Adelabad Prison in Shiraz held the highest number of death sentences.

Figure 26. The ratio of death sentences carried out per prison (2024).



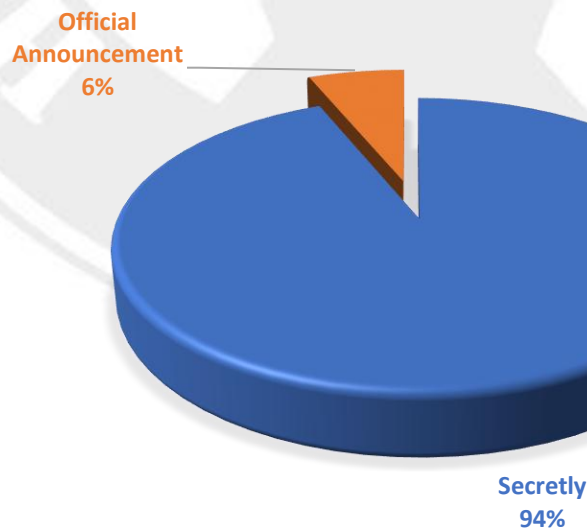
Of those executed in 2024, 3% were female, and 87% were male, while the gender of the other 10% is unknown.

Figure 27. Percentage of executed individuals based on gender (2024).



The following diagram is directly related to the secret executions of prisoners. These executions are reported by independent sources and human rights associations, indicating that 94% of executions are carried out in secret or without any public notice.

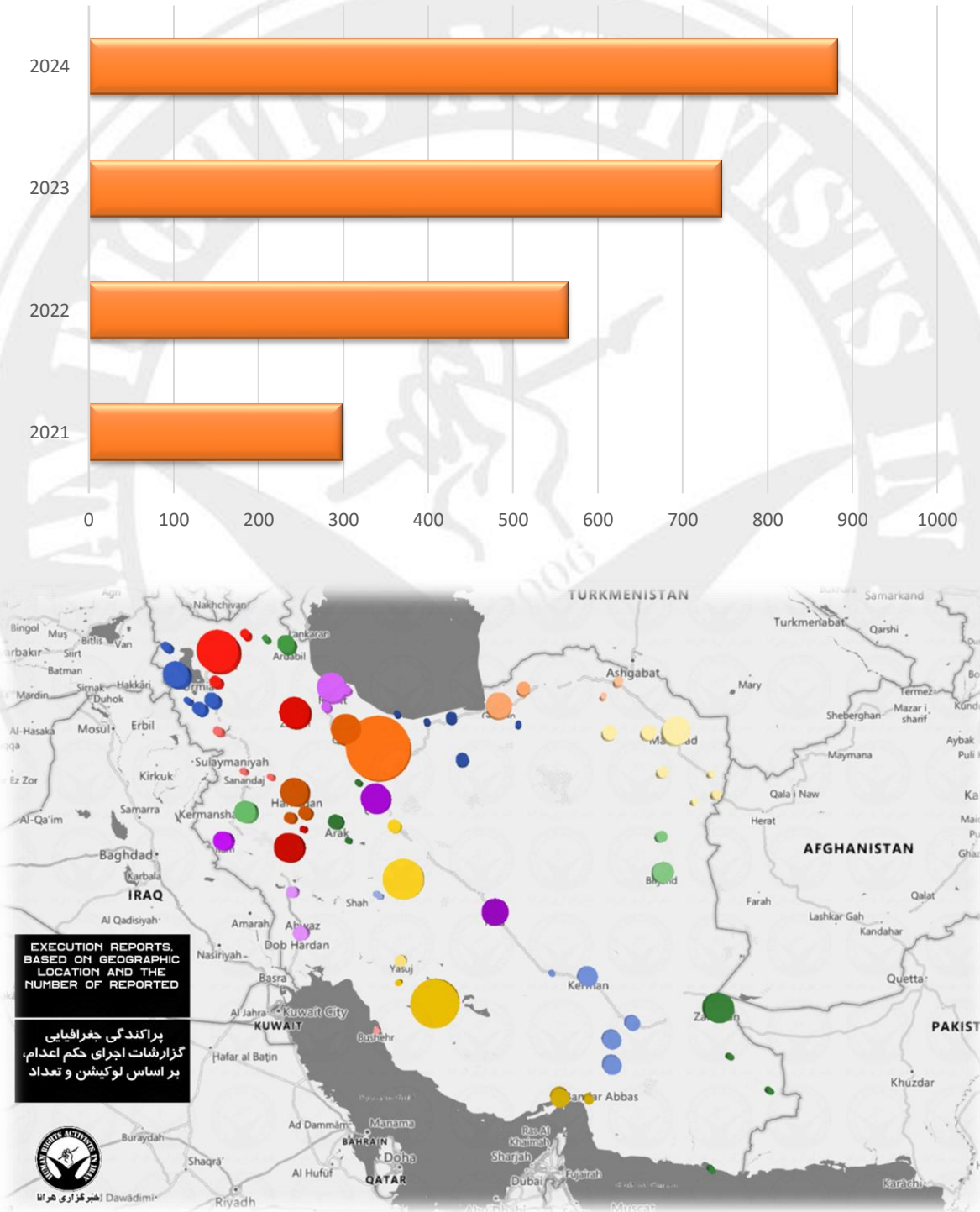
Figure 28. Secret executions compared to announced executions (2024).





The following chart compares the number of executions in Iran over the past four years. As observed, the trend of executions has steadily increased from 2021 to 2024, with the highest number recorded in 2024. This significant rise underscores serious concerns about the state of human rights and the intensification of capital punishment enforcement.

*Statistical Analysis of Executions in the Past Four Years*

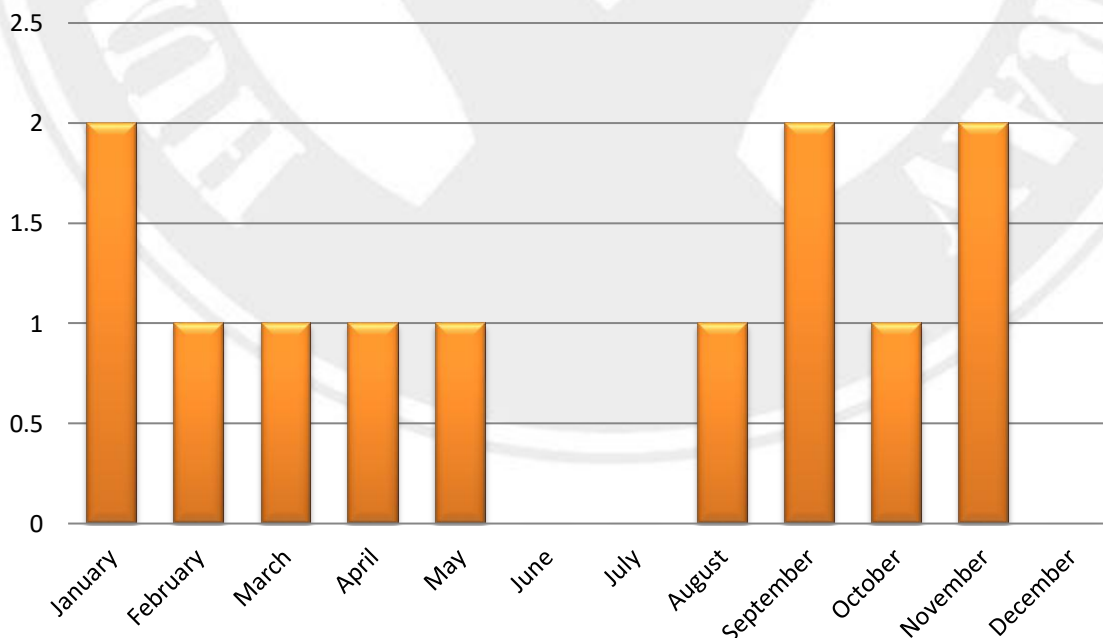


## CULTURAL RIGHTS

In 2024, the Department of Statistics and Publication of Human Rights Activists in Iran recorded 12 reports related to violations of cultural rights. These reports included the arrest of 2 individuals. Additionally, there were 2 instances of preventing the execution of a program or speech, 2 travel ban, 1 case of house and property confiscation, 1 summon to judicial institutions, 1 gathering and 2 cases of judicial sentences being carried out. Moreover, 5 individuals were sentenced to 192 months of suspended imprisonment, with 144 months of these sentences issued by appellate courts. In the realm of cultural rights, there was an 86.06% decrease in citizen arrests compared to the previous year.

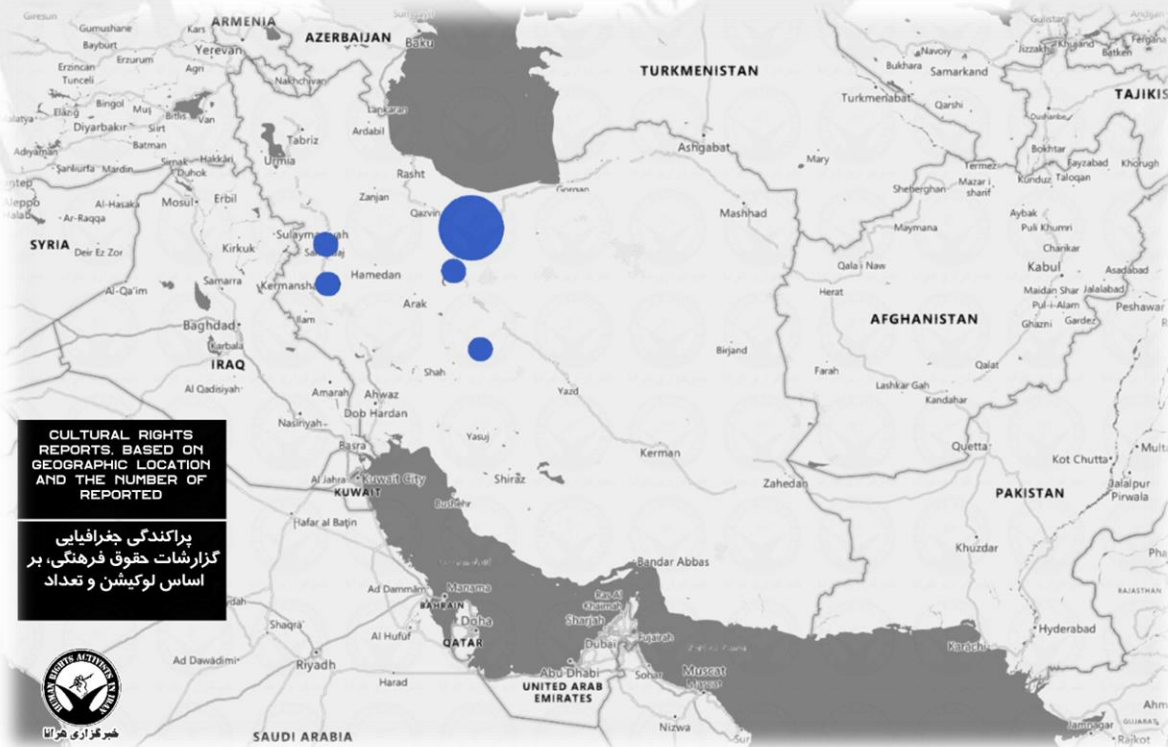
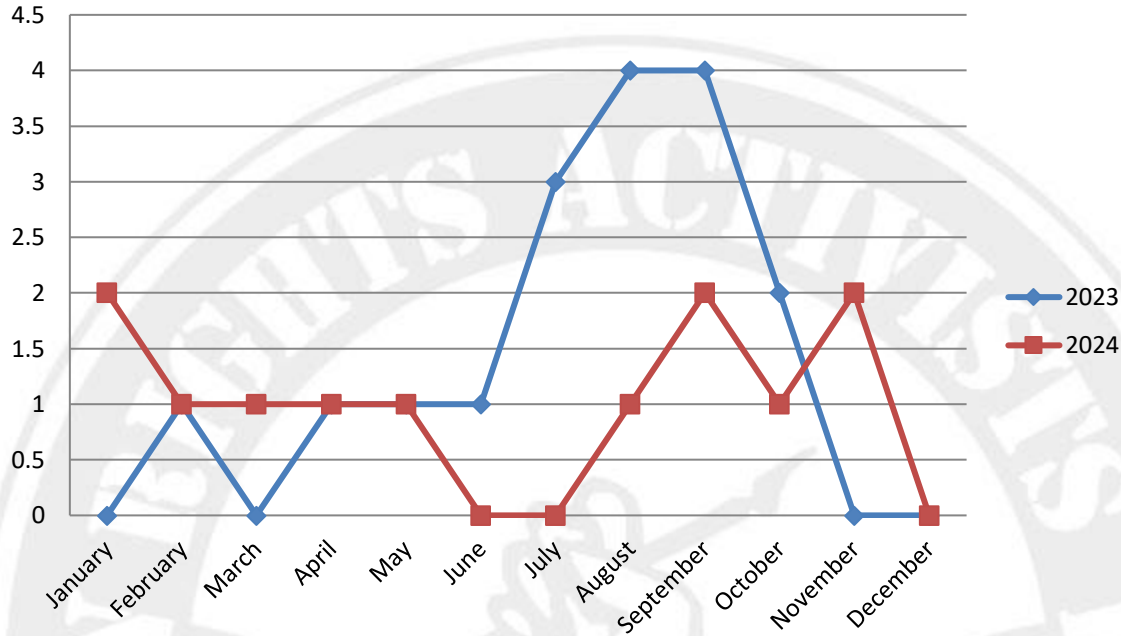
The monthly comparison of cultural rights violations, as illustrated in the graph below, shows that the highest number of violations reports in this category occurred in January, September and November. The lowest number of reports was observed in June, July and December.

*Figure 29. Violation of cultural rights based on the number of cases per month (2024).*



The following graph illustrates the number of violations of cultural rights in 2024 compared to 2023.

Figure 30. Violations of cultural rights per month in 2024 compared with the previous year.





## WORKERS' RIGHTS

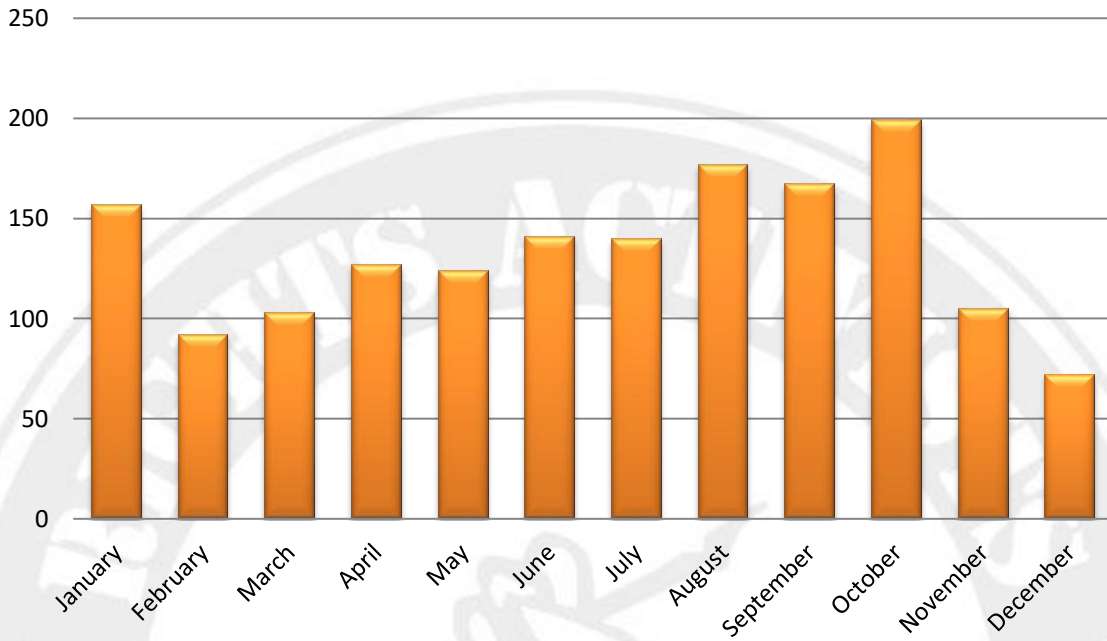
In 2024, a total of 1,604 reports were collected in the field of workers' rights, according to statistical analyses by the Department of Statistics of Human Rights Activists in Iran. Based on these reports, a total of 11 individuals were arrested. Additionally, 9 labor activists or defenders of workers' rights were sentenced to 301 months of actual imprisonment, with 8 months of these sentences being issued by appellate courts. Moreover, 1 person has been deprived of social rights and one person was also sentenced to 24 months of exile.

Furthermore, there were 27 summonses to judicial and security authorities, along with 10 court trials and 9 interrogations in security-judicial institutions, 7 worker suicides and 4 cases of self-immolation by workers have been recorded. There was also 1 case of confiscation of property and homes, 1 travel ban, 2 house searches and 5 imprisonment executions.

In the fiscal year 2024, reports of delayed or unpaid wages to workers amounted to at least 263 months for 33619 person, 4,562 layoffs or dismissals, 605 instances of unemployment, 399 months of lack of work-related insurance for 600027 workers, 11 factory closures, and 1,720 workers left in limbo regarding their employment status. Additionally, at least 685 individuals were killed in work-related accidents, and 4,543 cases of physical injuries to workers on the job were reported. Iran ranks 102nd globally in terms of workplace safety standards, which is considered a very low ranking.

The monthly comparison of violations of workers' rights, as observed in the forthcoming chart, shows that the highest number of rights violations reports in this domain were published in October, with the most significant decrease in reports occurring in December.

Figure 31. A monthly comparative analysis of the violation of workers' rights based on the number of cases per month (2024).



The following graph illustrates the number of violations of human rights in the category of workers' rights in 2024 in comparison with 2023.

Figure 32. Violations of workers' rights on a monthly bases in 2024 compared with the previous year.

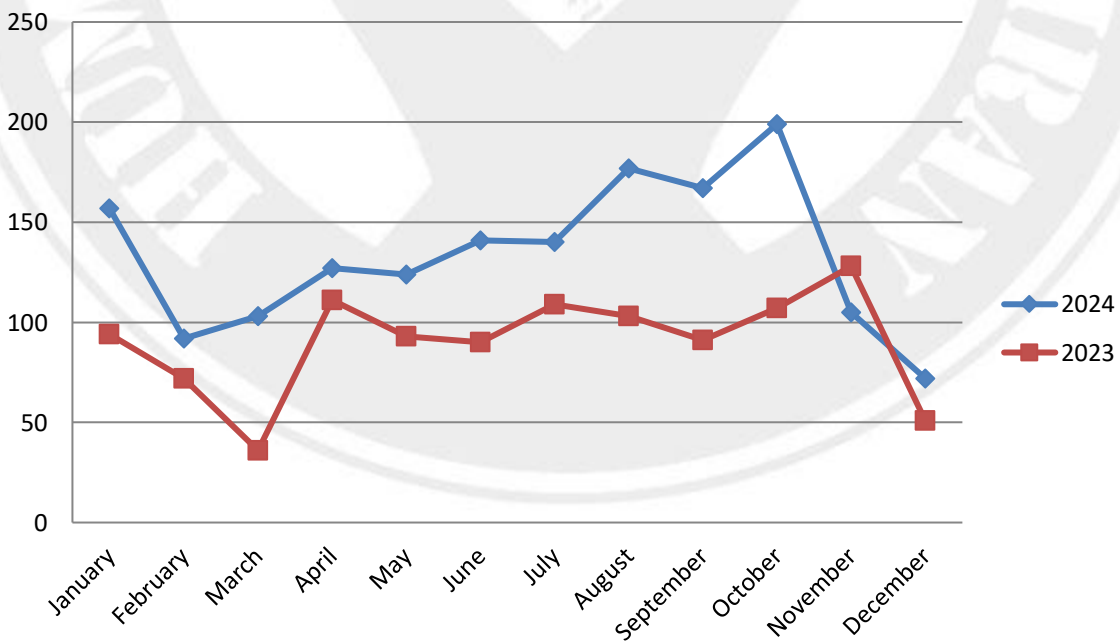
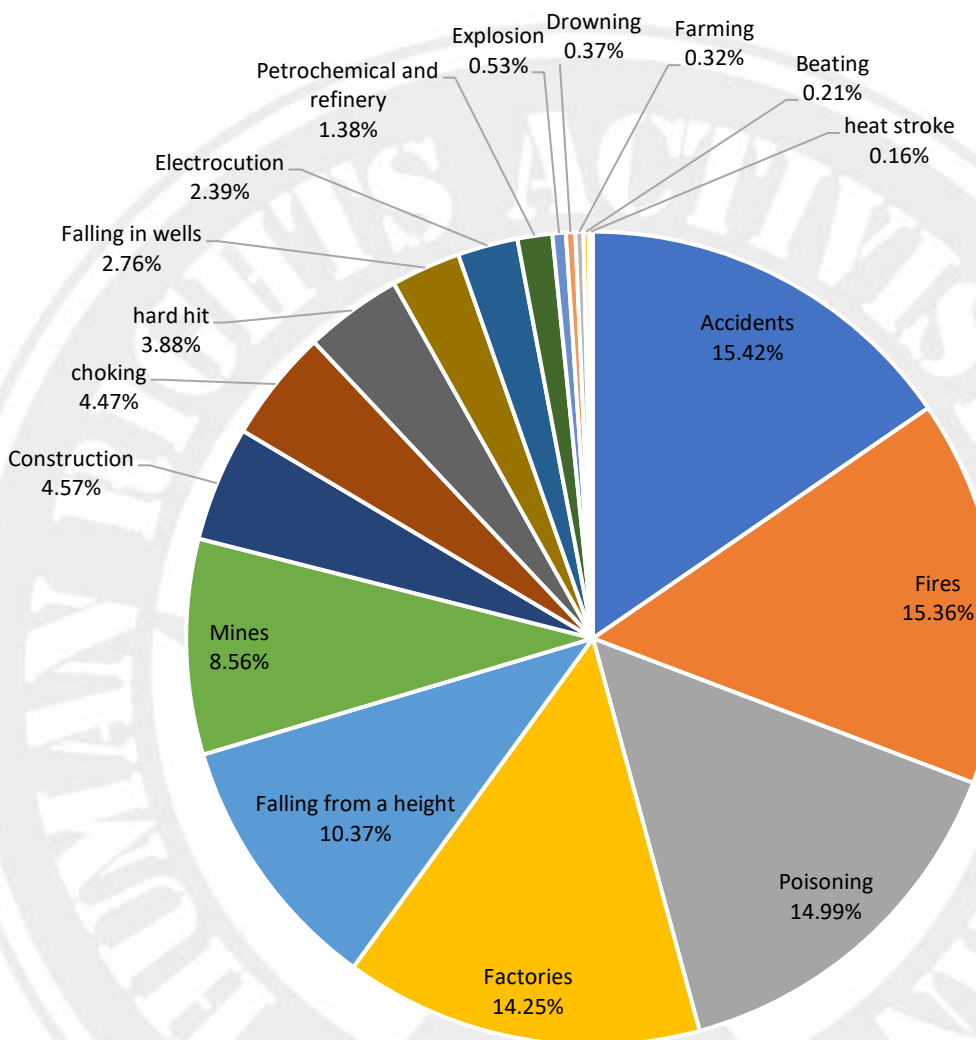


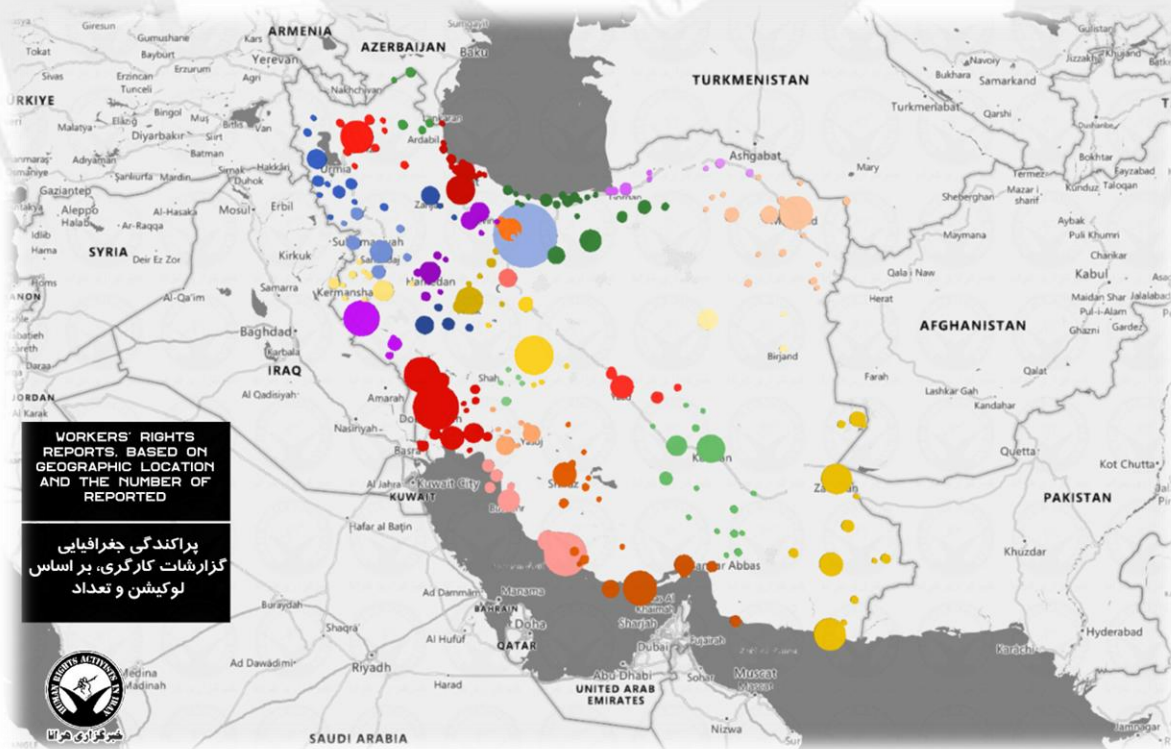
Figure 33. Classification of work-related accidents



According to the reports gathered by the Department of Statistics of Human Rights Activists in Iran, in 2024, 15.42% of work-related accidents were due to traffic accidents, 15.36% were fire incidents, 14.99% were poisonings, 14.25% occurred in factories, 10.37% were falls from heights, 8.56% happened in mines, 4.57% were construction accidents, 4.47% were gas poisonings, 3.88% were caused by hard object impacts, 2.76% were drilling (well) accidents, 2.39% were due to electrocution, 1.38% occurred in petrochemical and refinery industries,

0.53% were explosions, 0.37% were drownings, 0.32% were agricultural accidents, 0.21% were beating and 0.16% were heat strokes.

In 2024, there were at least 701 worker protests, 3 instances of suppression of assembly, and 1373 worker strikes. Most of these protests were related to wage demands. The reports indicate 82.08% decrease in the arrest of workers and a 68.09% decrease in the issuance of judicial sentences based on the number of people tried, compared to the previous year. Additionally, the issuance of prison sentences decreased by 53.09% compared to the previous year.





## CHILDREN'S RIGHTS

Due to the silence of families and governmental institutions, accurate statistics on child abuse cases are not available. However, at least 5 cases of rape and sexual abuse of children, 39 child murders, 2 cases of honor killings, 1 cases of child self-immolation, 63 child suicides, at least 577 cases of child abuse, 4 cases of abandoned infants, 11 cases of death, and 18 cases of injuries to child laborers, 10 cases of death, and 135 cases of injuries due to negligence by officials, as well as over 70,000 instances of economic activity were reported.

Additionally, 4 individuals under the age of 18 have been sentenced to a total of 96 months of imprisonment. Of this, 48 months were issued by the Appellate Courts. Furthermore, 2 cases of summons to security agencies, 1 case of house search, and 2 imprisonment executions were recorded.

In recent years, the publication of statistics and reports on the rise of child marriage in Iran has raised significant concerns about this issue and its harmful consequences. According to official statistics from the Iranian Statistical Center in 2019, about 16.8% of girls aged 15 to 19 in Iran were married. Among the limited government data available on this matter, a report from the Iranian Statistical Center indicated that from the winter of 2021 to the end of the fall of 2022, at least 27,448 girls under the age of 15 were married in Iran.

Despite the downward trend in the marriage of girls under 15 observed from 2017, the numbers returned to previous levels in 2019 and began to rise again. Reports indicate that in 2020 and 2021, respectively, 31,646 and 32,655 girls under 15 were married in Iran. The number of marriages involving girls under 15 increased by 933 cases in the fall of 2022 compared to the summer of the same year.

Additionally, in the fall of 2022, more than 5,500 girls aged 15 to 19 were married compared to the previous season (summer 2022). According to the report, most child brides become mothers at a young age. For example, based on data from the Civil Registry Organization in May 2022, at



least 69,103 babies were born in 2021 to mothers aged 10 to 19, and 1,474 babies were born to mothers aged 10 to 14.

In September 2024, the *Etemad* newspaper reported on the cessation of publishing statistics and information regarding child marriage and the number of children born to underage mothers in Iran. According to the newspaper, an official from the Civil Registry Organization stated that "an order has been issued" prohibiting the release of these statistics.

More than two million children were documented as being deprived of education during this year, according to collected reports. It is noteworthy that the provinces of Sistan and Baluchestan, Golestan, and Razavi Khorasan have the highest dropout rates in the country. Specifically, in Sistan and Baluchestan, 47.6% of students do not receive a high school diploma. Many students in the country are deprived of their right to education due to a lack of access to virtual learning resources, early marriages, poverty, cultural issues, population dispersion, and other factors.

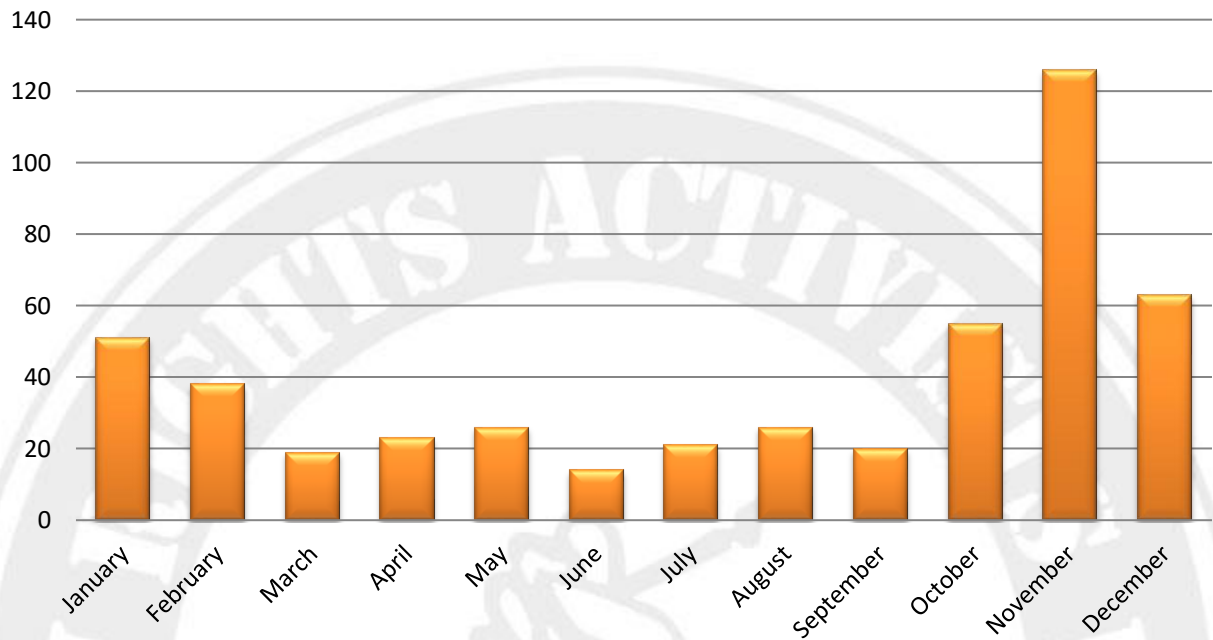
Last year, contrary to Iran's international commitments under the Convention on the Rights of the Child, specifically the section prohibiting the use of children in military activities, at least 115,859 individuals under the age of 18 were sent to camps known as "Rahian-e Noor" in the country's operational zones. The provinces of Kermanshah, Razavi Khorasan, Bushehr, Alborz, and Khuzestan recorded the highest number of participants in these camps.

Additionally, at least 20,500 individuals under the age of 18 were sent to shooting ranges for firearms training and weapons use instruction.

It's noteworthy that this year, the Welfare Organization or relevant statistical authorities have not published data on child abuse. As mentioned in the execution section of this report, at least 5 **juvenile offenders were executed in Iran last year**. Precise statistics on the arrest of children are not available, but according to accessible reports, **at least 34 individuals under 18 years old were detained by security institutions**.

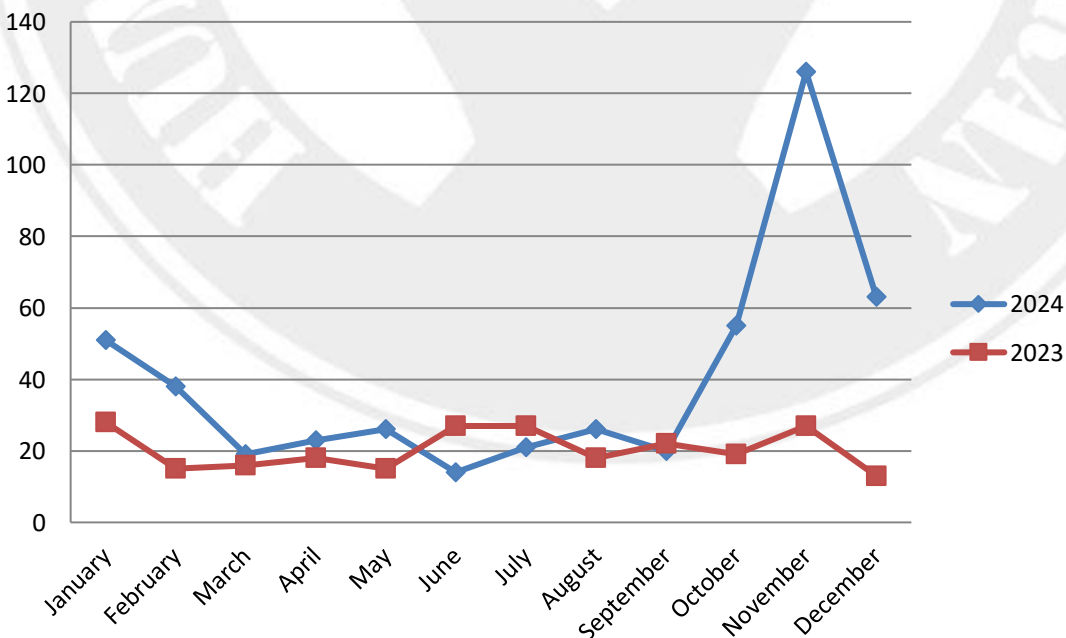
The monthly comparison of violations of children's rights, as seen in the graph below, shows the highest number of violations reports in November and the lowest in June.

Figure 34. A monthly comparative analysis of the violation of children's rights based on the number of cases per month (2024).



The following graph illustrates the number of violations of human rights in the category of children's rights in 2024 in comparison with 2023.

Figure 35. Violations of children's rights per month compared with the previous year (2024, 2023).







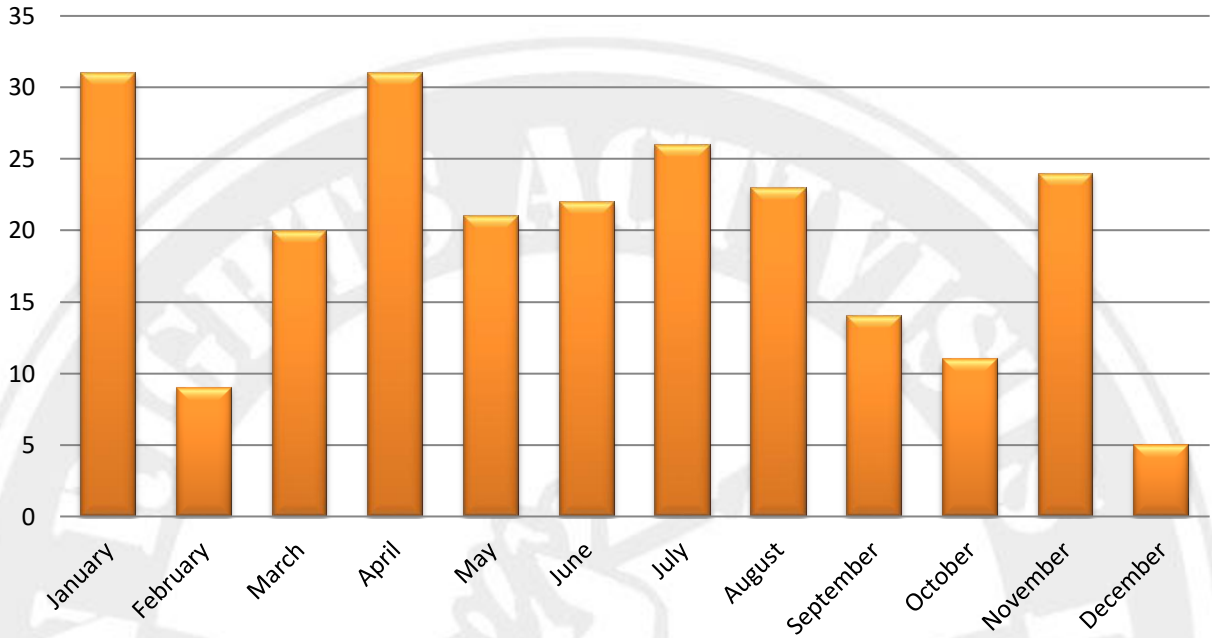
## WOMEN'S RIGHTS

In 2024, a total of 237 reports were collected in the category of women's rights, as per the Department of Statistics of Human Rights Activists in Iran. These reports included at least 26 cases of rape and sexual assault, 114 instances of women's murders, 37 cases of honor killings including 23 men, 1 case of self-immolation, 3 suicides, at least 16,264 cases of domestic violence, 10 cases of assault, 3 acid attacks, 14 summonses to judicial and security institutions, 30,629 instances of improper hijab, 3 travel bans, 2 court trials and 5 instances of discrimination in social settings. It is worth mentioning that at least 365 business units were sealed by the Public Places Supervision Office due to non-compliance with the mandatory hijab.

According to the report, 644 women were arrested for improper veiling. Of these, 618 cases were related to the so-called "Noor" operation, which was started in the spring of 2024 by the Iranian police. Additionally, at least 10 activists were sentenced to a total of 57 months of imprisonment and fined One hundred and forty million Iranian Rials. This includes 43 months of actual imprisonment and 14 months of suspended imprisonment, with 7 months of these sentences issued by appellate courts. Furthermore, 2 individuals were sentenced to 148 lashes.

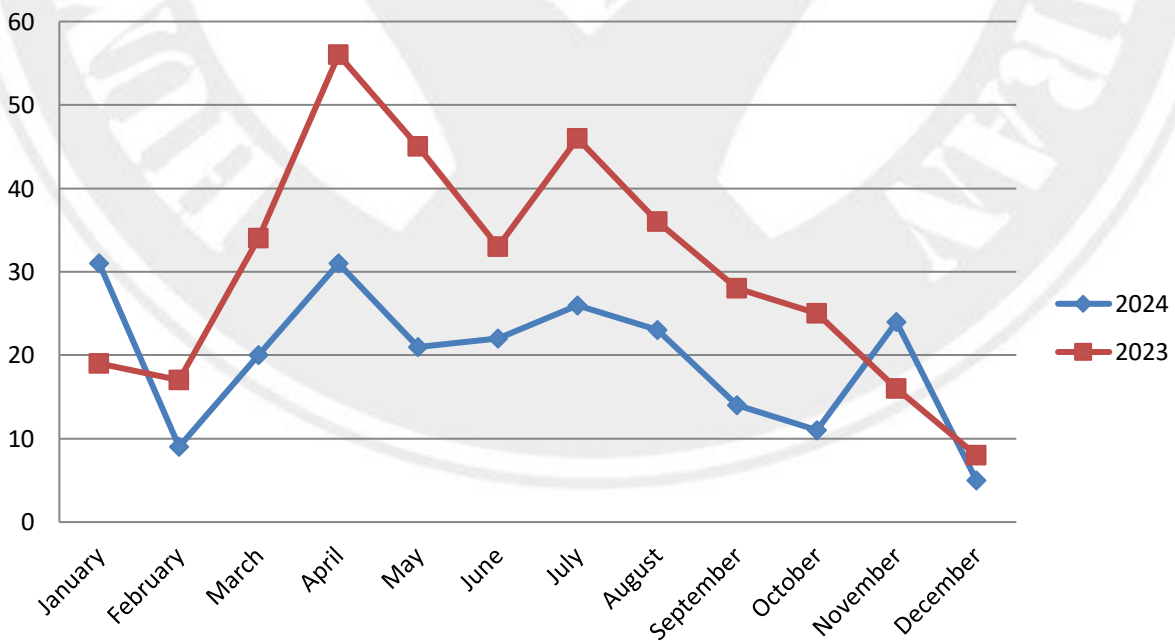
The monthly comparison of violations of women's rights, as seen in the forthcoming chart, shows that the highest number of rights violations reports in this domain were published in January and April, with the most significant decrease in reports observed in December.

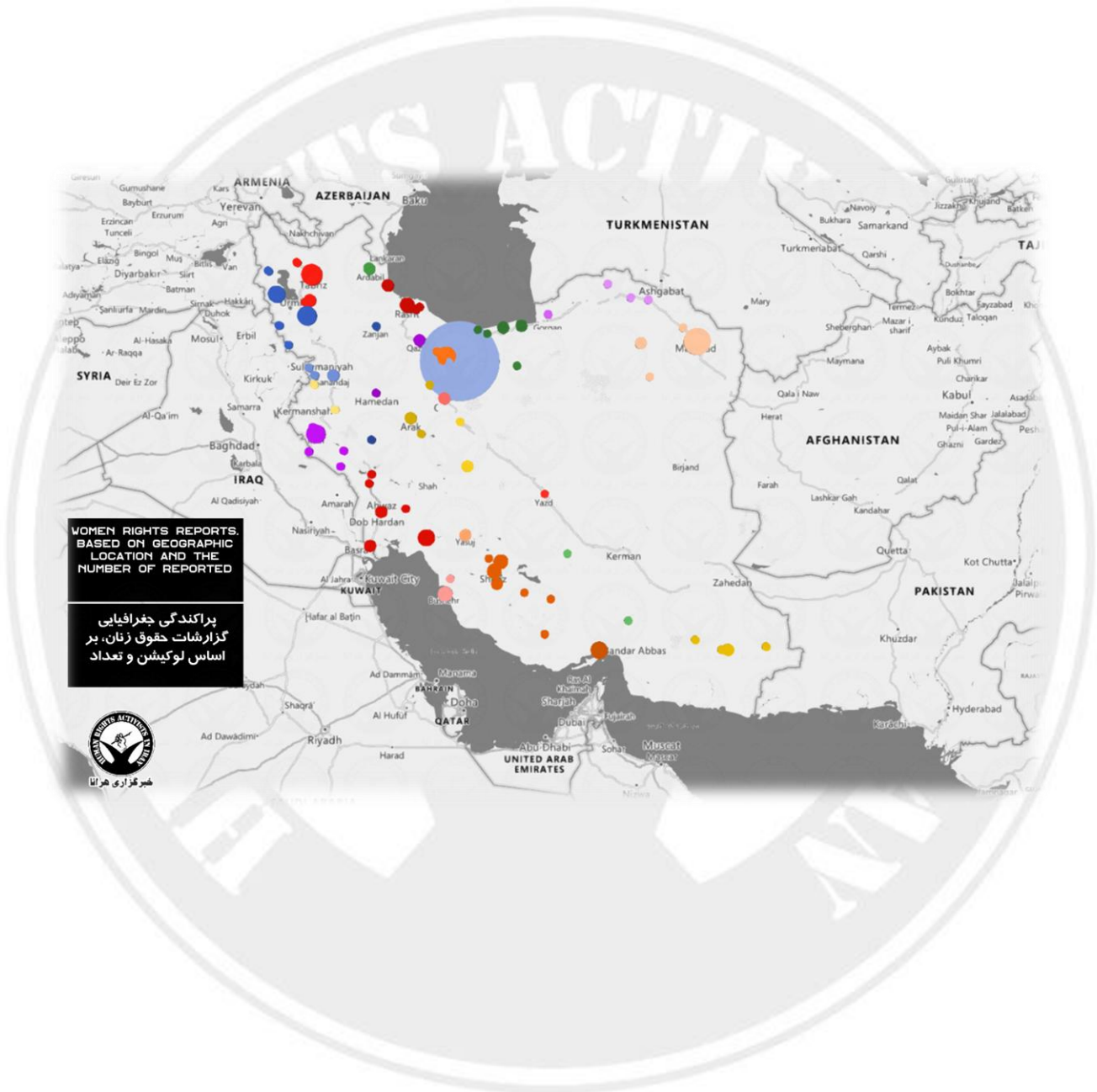
Figure 36. A comparative analysis of the violation of women's rights based on the number of cases per month (2024).



The following graph illustrates the number of violations of human rights in the category of women's rights in 2024 compared to 2023.

Figure 37. Violations of women's rights per month in 2024 compared to the previous year.





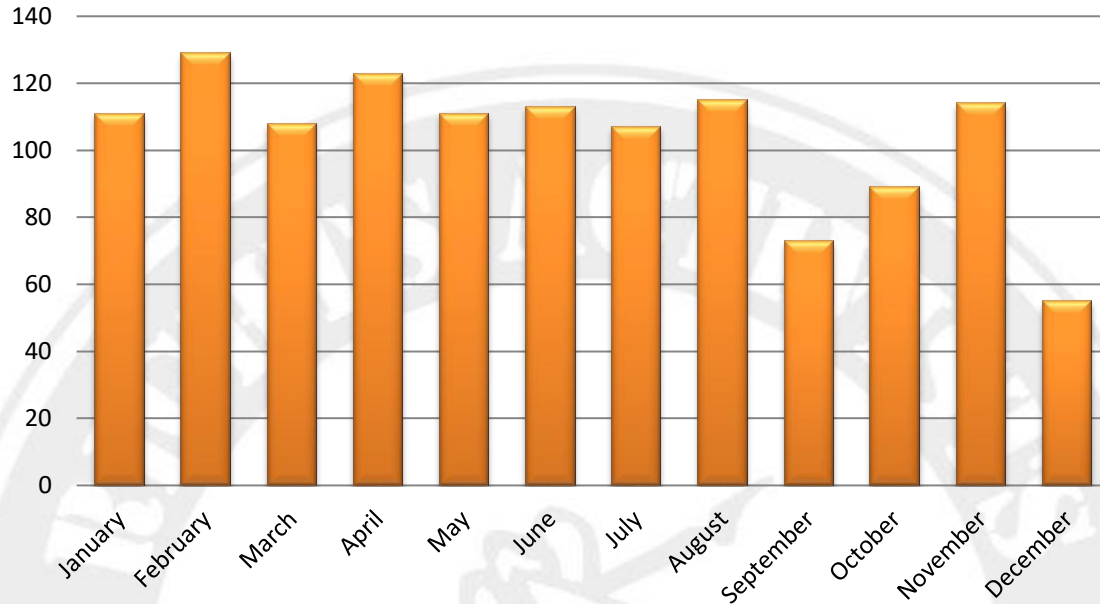
## PRISONERS' RIGHTS

In 2024, a total of 1,248 reports of violations of prisoners' rights were registered. These included 15 cases of physical assault on prisoners, 397 instances of denial or neglect of medical care, 258 illegal transfers to solitary confinement, 61 attempted hunger strikes, 31 cases of forced transfer or exile of prisoners, 435 instances of threats and pressure on prisoners, 141 cases of denying prisoner visitation rights, 18 cases of psychological and physical torture, 4 deaths due to illness, 20 suicides, 2 case of self-immolation, 7 murders of prisoners, 155 instances of lack of access to legal counsel, 777 reports of prisoners being kept in unsuitable conditions, 28 cases of forced confession, 8 instances of denial of outdoor time, 3 cases of deprivation of access to media and books, 79 instances of non-segregation of crimes, 3 cases of ailure to segregate pre-trial detainees from convicted prisoners, 4 instances of using handcuffs or shackles on prisoners, 129 denials of medical leave, and 124 denials of the right to contact.

Additionally, in the realm of detainee rights, 81 cases of failure to process the lawsuit, 305 cases of uncertainty and 921 cases of indefinite detention were reported. Furthermore, a sentence of 26 lashes was executed on 2 individuals in prison.

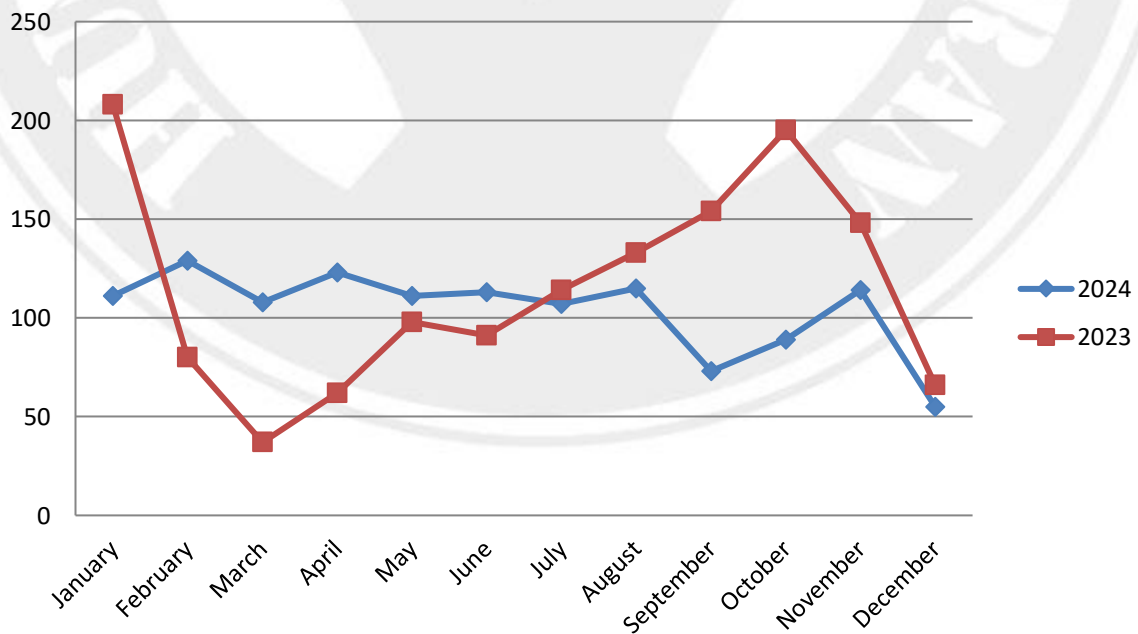
The monthly comparison of violations of prisoners' rights, as shown in the graph below, indicates that the highest number of reports occurred in February, while the lowest number of reports was observed in December.

Figure 38. A monthly comparative analysis of the violation of prisoners' rights based on the number of cases per month (2024).



The following graph illustrates the number of violations of prisoners' rights in 2024 in comparison with 2023.

Figure 39- violations of prisoners' rights per month in 2024 compared with the previous year.







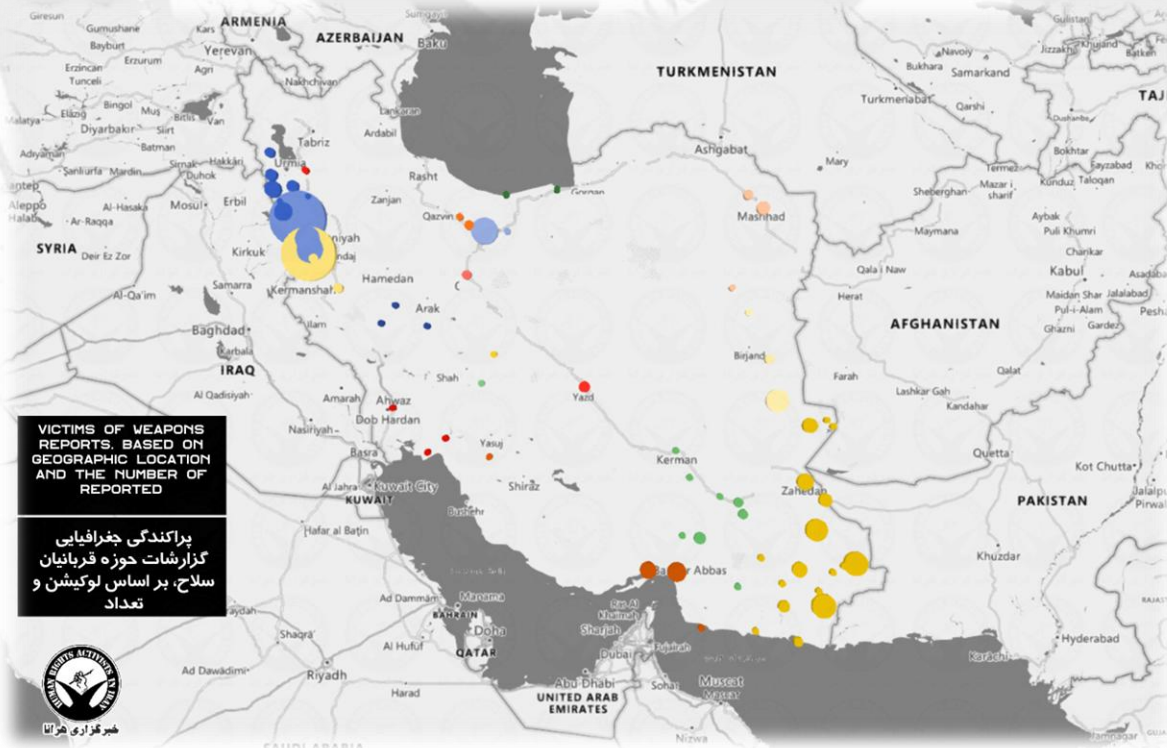
# SECURITY FORCES' VIOLENCE AND CITIZENS' SAFETY

## Death of civilians

In 2024, there were a total of 476 incidents involving civilians being shot by military forces. Out of these incidents, 161 civilians lost their lives, including 40 Kolbars (border carriers), 43 fuel carriers, and 78 other civilians. Additionally, 315 people were injured due to indiscriminate military fire, which comprised 222 Kolbars, 45 ordinary civilians, and 48 fuel carriers.

Furthermore, 30 Kolbars were affected by environmental factors such as extreme cold and falls from heights, resulting in 21 injuries and 9 deaths. Also, 20 fuel carriers were involved in accidents following pursuits by military forces, leading to 7 deaths and 13 injuries.

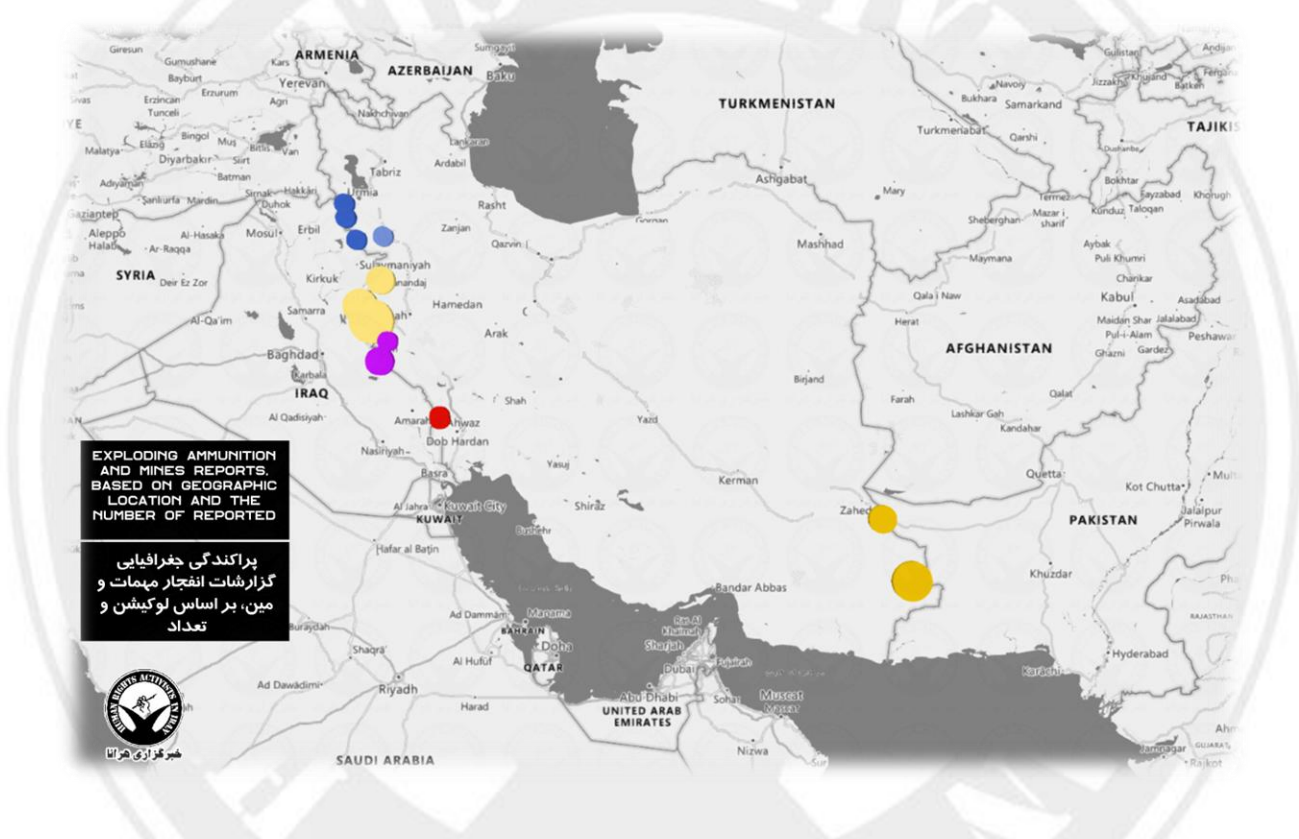
Furthermore, in the past year, two deadly explosions occurred during the fourth anniversary ceremony of Qassem Soleimani in Kerman, resulting in 103 deaths and 211 injuries.



## Victims of landmines and explosions

The landmines left from the war threaten the lives of civilians living in border cities each year. The Iranian government continues to manufacture and plant anti-personnel mines against international agreements, arguing that the use of these type of landmines is the only effective way to keep its vast borders safe.

Based on reports, at least 14 civilians in the past year have lost their lives to landmines in border areas, while 33 other civilians have been injured.



## Floggings and Civilian Affairs

### The issuance and execution of flogging and amputation sentences

The International Covenant on Civil and Political Rights (ICCPR) strictly prohibits inhuman or degrading punishments, such as flogging and amputation. However, in 2024, flogging sentences were executed for at least 3 accused, amounting to a total of 106 lashes. Additionally, at least 131 individuals were sentenced to a total of 9,957 lashes by the Iranian judiciary. Moreover, the hand

amputation sentences of 4 defendants were executed, and 4 more individuals were sentenced to amputation.

### Intervention in Personal Affairs of Civilians

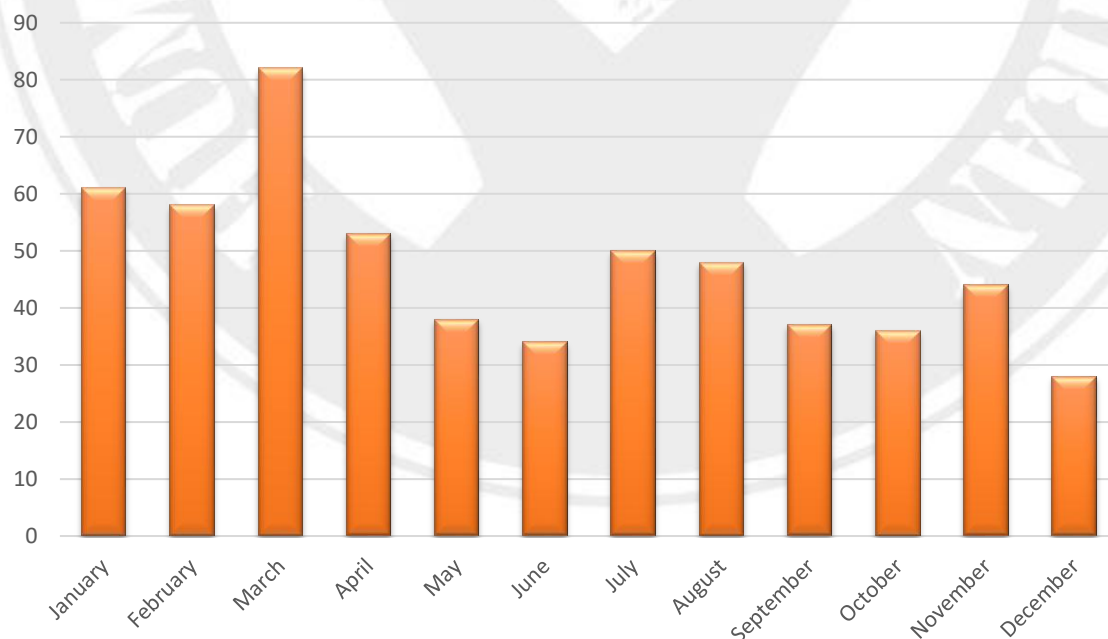
In 2024, at least 114 citizens in Semnan and Qazvin provinces were arrested on the night of the traditional national celebration "Chaharshanbeh Souri" under the title of "norm breaker".

### Financial Loser Protests

In 2024, groups of citizens organized protests on at least 144 occasions. These individuals, primarily victims of financial and investment frauds, held protests in 31 provinces due to unmet demands and claims. The provinces of Tehran, Qazvin, and Chaharmahal and Bakhtiari saw the highest number of these protests.

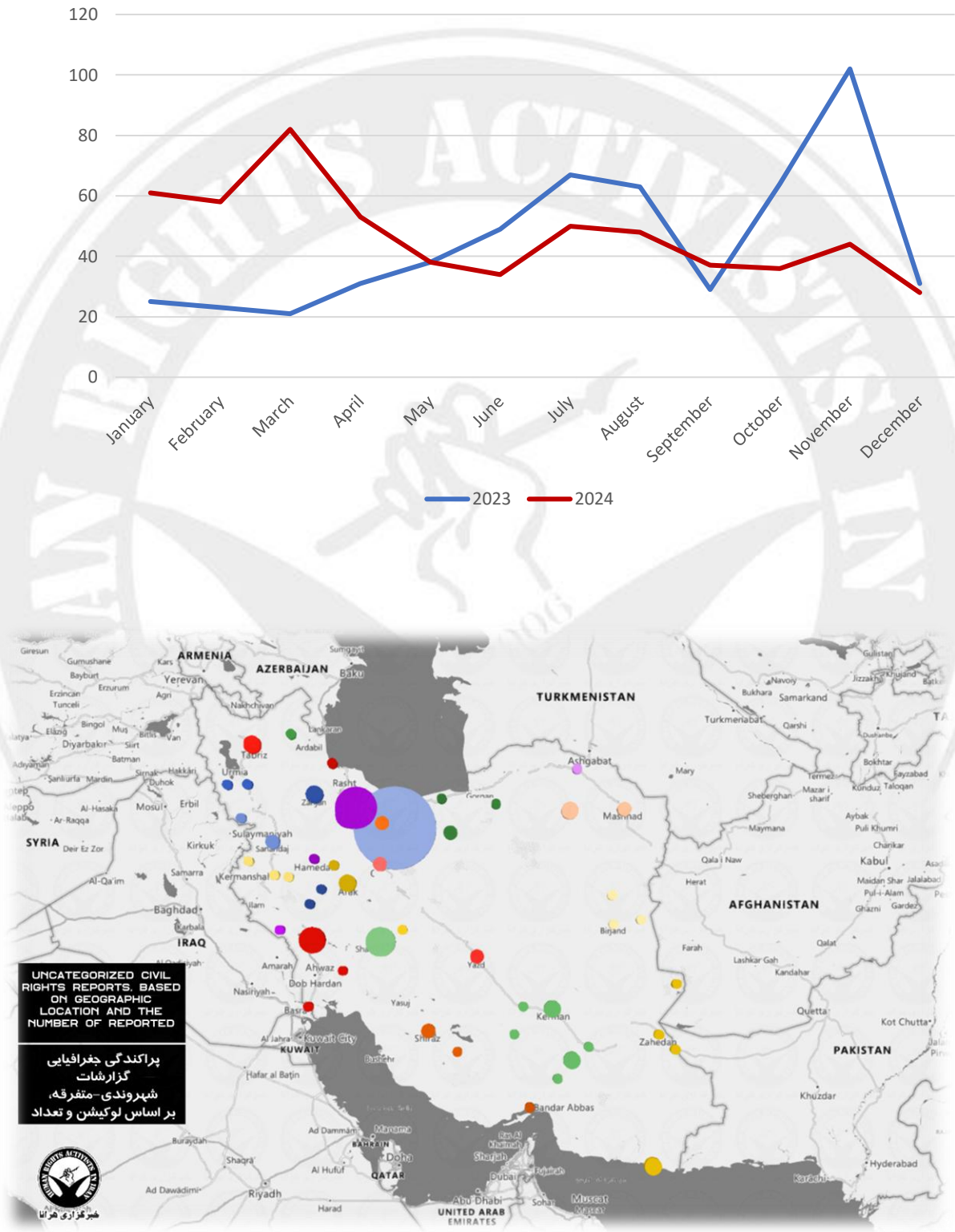
The monthly comparison of reports related to violence from security forces and citizens' safety, as depicted in the graph below, indicates that the highest number of reports occurred in March, while the lowest number was in December.

*Figure 40. A monthly comparative analysis of the Security forces' violence and citizens' safety rights based on the number of cases per month (2024).*



The following graph illustrates the number of Military violence in 2024 in comparison with 2023.

Figure 41. of Security forces' violence and citizens' safety rights per month in 2023 compared with the previous year.

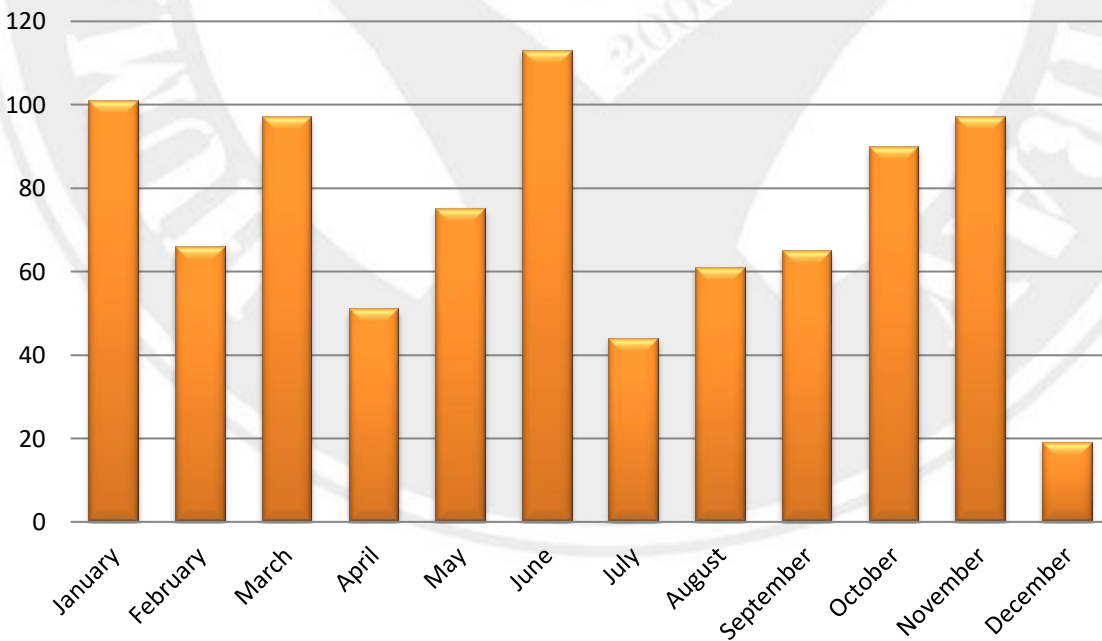


# JUDICIAL SENTENCES IN VARIOUS CATEGORIES

In the past year, the Iranian judiciary, encompassing both primary and appellate courts, issued a total of 33,442 months of imprisonment. The breakdown of these sentences across various categories is as follows: 471 months for ethnic minorities, 4774 months for religious minorities, 26,649 months for freedom of expression, 890 months for trade unions, 301 months for workers, 57 months for women's rights, 96 months for children's rights, 12 months for environmental rights and 192 months for cultural rights. (It is important to note that these statistics only include sentences where specific details or information about the verdicts were made public.)

Additionally, these citizens were collectively fined Ninety-five billion eight hundred ninety-six million seven hundred ninety thousand Iranian Rials and sentenced to a total of 9,957 lashes.

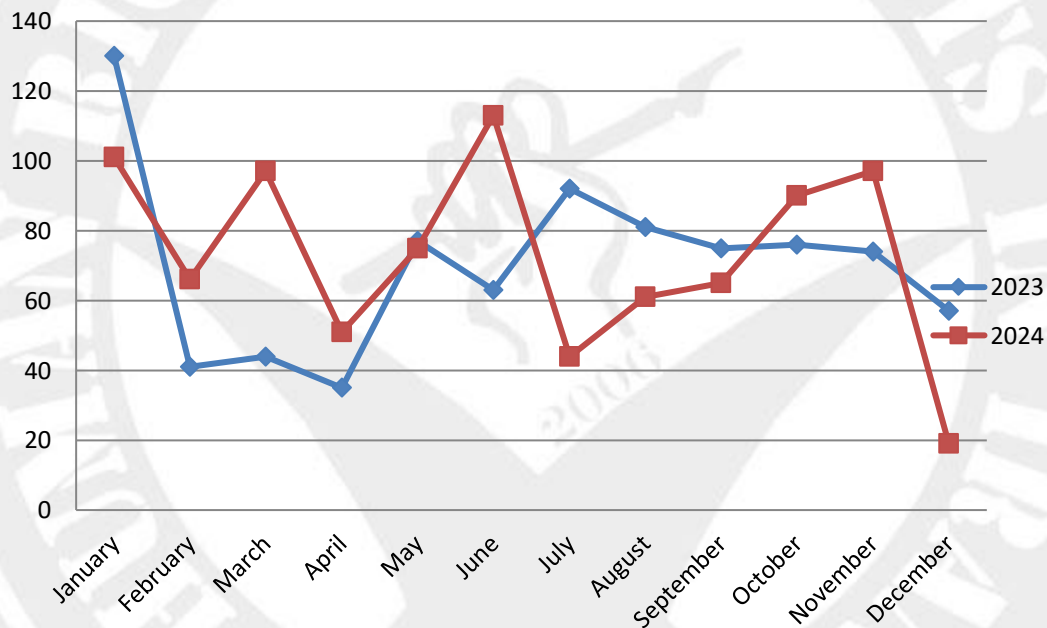
Figure 42. A monthly comparative analysis of the number of convicted citizens by month.



The monthly comparison of these convictions, as shown in the graph above, indicates that the highest number of reports was published in June, while the lowest number was observed in December.

In 2024, the number of convictions of citizens and activists increase by 0.3%. Accordingly, there was a 6.6% decrease in the religious minority category, 52.6% decrease in the ethnic minority, 6% increase in thought and expression, 27.6% decrease in of trade unions and associations, a 53.6% decrease in the labor, 300% increase in the children's category, 700% increase in the cultural and a 68.6% decrease in the women's category.

Figure 43. A monthly comparative analysis between 2024 and 2023 of the number of convicted citizens based on the number of cases.



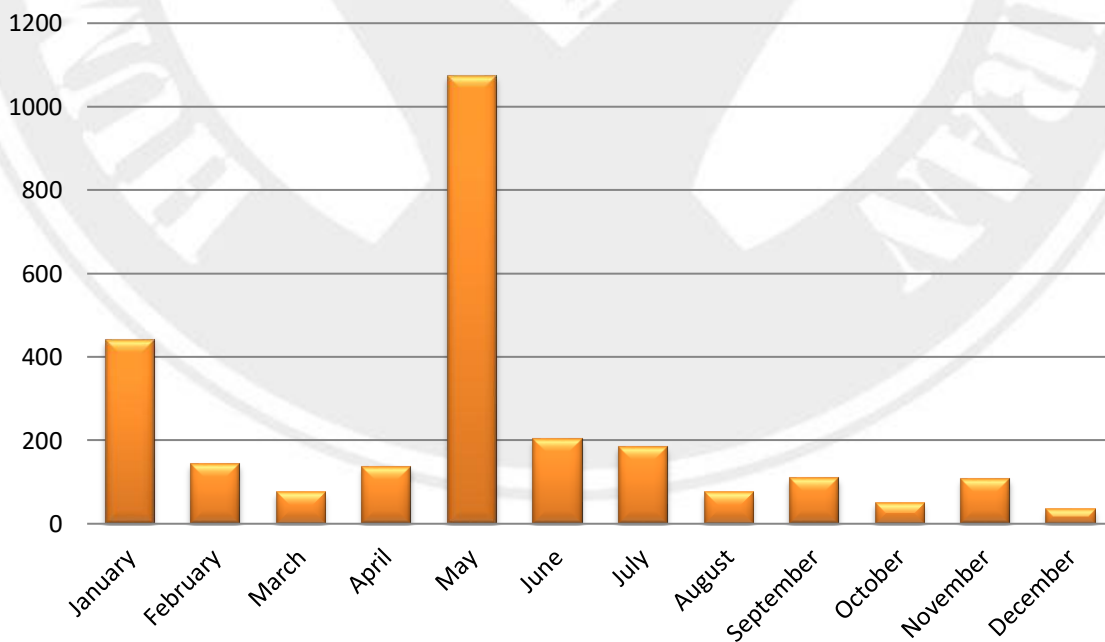
## ARRESTS

In the past year, security forces in Iran arrested 2,749 citizens due to their engagement in civil, ideological, or political activities. The breakdown of these arrests across various categories is as follows: 23 arrests in trade unions, 240 in ethnic minorities, 85 in religious minorities, 1,585 in freedom of expression, 34 in children's rights, 11 in environmental rights, 2 in cultural rights, and 11 in labor rights.

Additionally, 644 women were subjected to legal prosecution due to their activities and the promotion of their lifestyle choices. Furthermore, 114 citizens were arrested for organizing or participating in private gatherings.

The monthly comparison of these arrests, as depicted in the graph below, indicates that the highest number of reports occurred in May, while the lowest number was in December.

Figure 44. A monthly comparative analysis of the number of arrests by month.



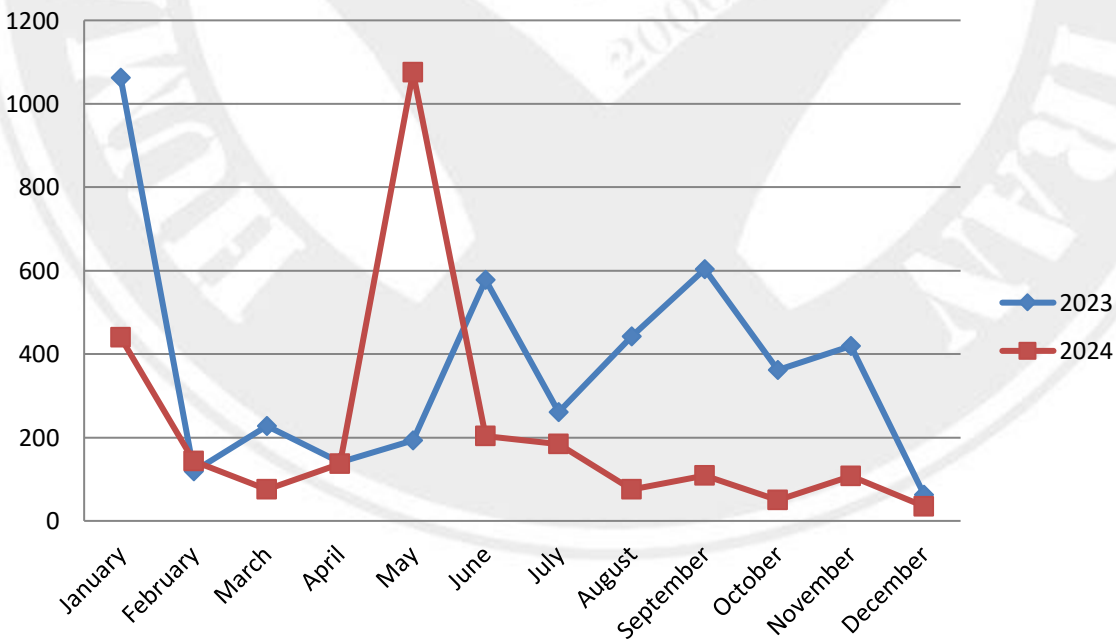


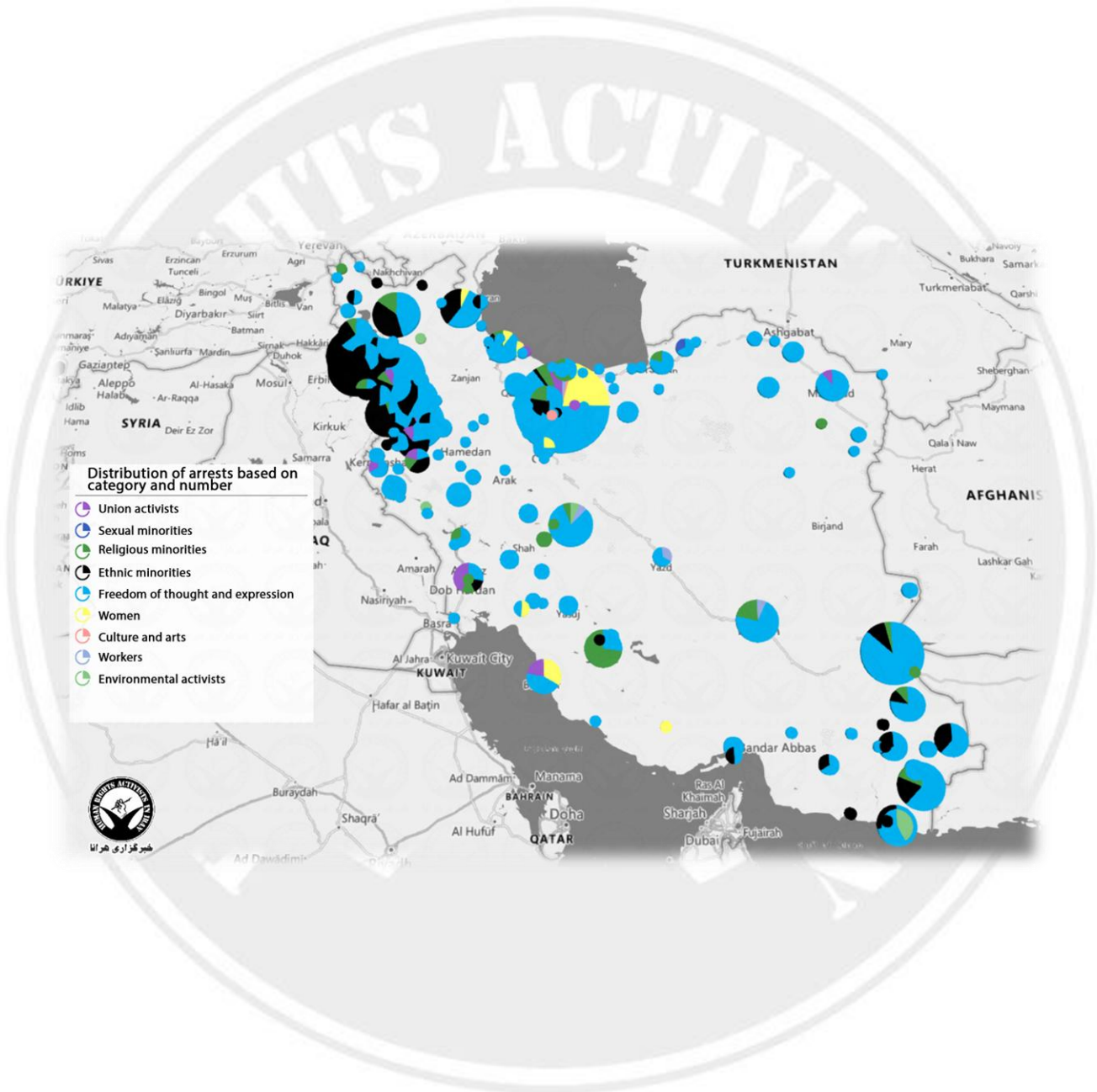
In 2024, there was an overall decrease of 38.5% in the number of arrests related to civil activities compared to the previous year. However, the pattern varied significantly across different categories:

- **Ethnic Minorities:** Arrests decreased by 25.9%.
- **Cultural Sector:** Arrests decreased by 25.9%.
- **Religious Minorities:** Arrests decreased by 40.1%.
- **Trade Unions:** Arrests decreased by 25.8%.
- **Women's Rights Arrests:** A significant increase of 1363.6%.
- **Lifestyle-related:** Arrests decreased by 74.1%
- **Environmental Rights:** Arrests decreased by 67.6%.
- **Children's Rights:** Arrests decreased by 73.8%.
- **Workers' Rights:** Arrests decreased by 82.8%.
- **Freedom of Expression:** Arrests decreased by 49.3%.

For a visual comparison of the number of published reports in these categories relative to the previous year, please refer to the chart below.

Figure 45. The number of arrests per month in 2024 and 2023.





# ENVIRONMENTAL RIGHTS

In 2024, 765 reports were gathered related to environmental rights, leading to the arrest of 11 activists in this field. Additionally, there was 3 summonses to security institutions, 1 house search, 1 court trial, 95 instances of failure to protect natural resources, at least 551 reports of various types of environmental pollution including air, surface water, and groundwater pollution, 10 cases of improper exploitation of natural resources, 411 instances of animal abuse, 36 protests and 3 instances of Preventing protest gatherings recorded.

In addition, two activists in this field have been sentenced to a total of 12 months of actual imprisonment

It is also noteworthy that in the past year, 563 officers from the Natural Resources Protection Unit were involved in accidents.

This includes 151 death and 408 injuries of park rangers, as well as injuries to 1 forest warden and 3 forest rangers.

In the environmental sector, there was a 67.6% decrease in the arrest of citizens compared to the previous year.

As the following bar graph illustrates, based on the number of reports per month, the highest number of reports in the environmental sector occurred in November, and the lowest in March.

Figure 46- A monthly comparative analysis of the number of environmental rights violations by month

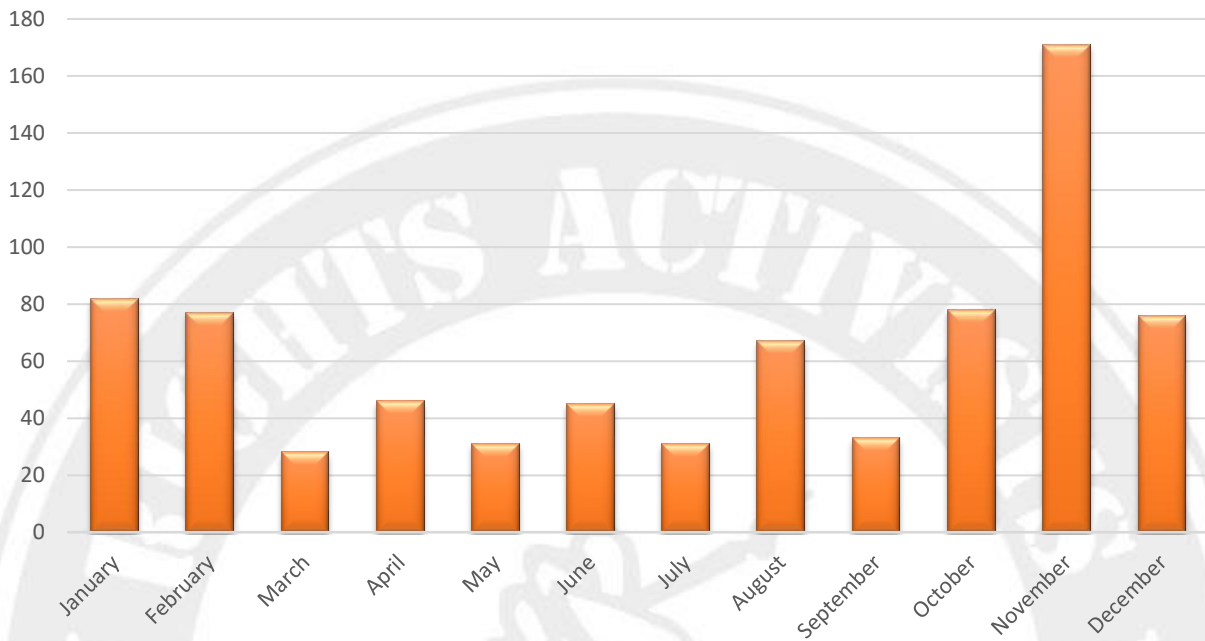
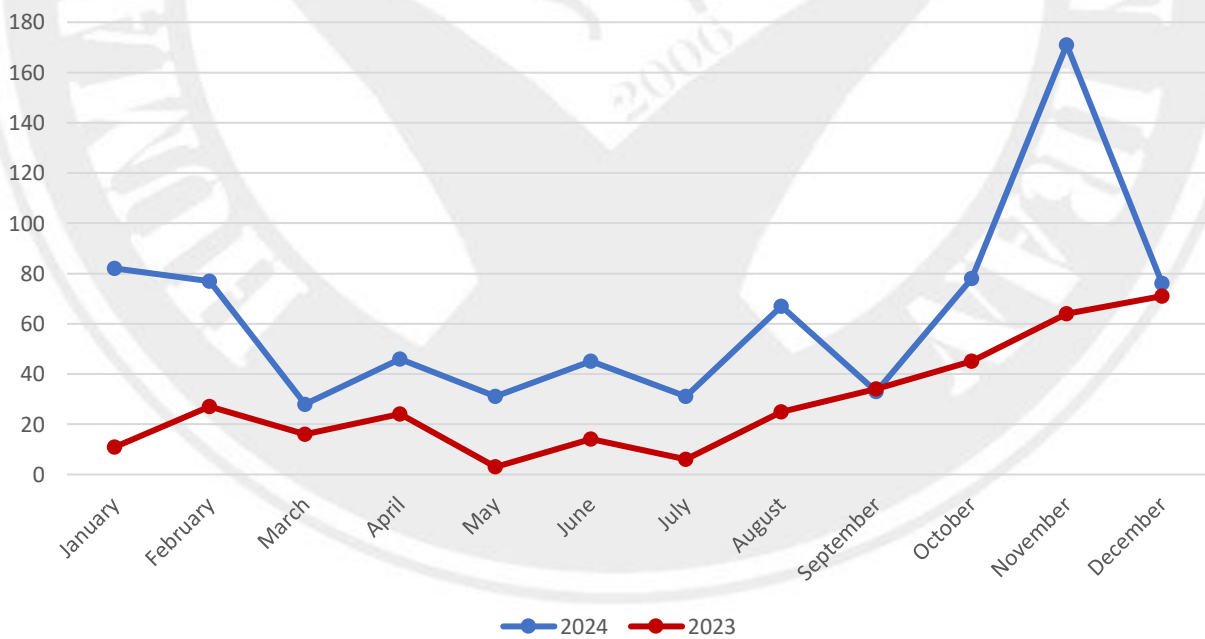
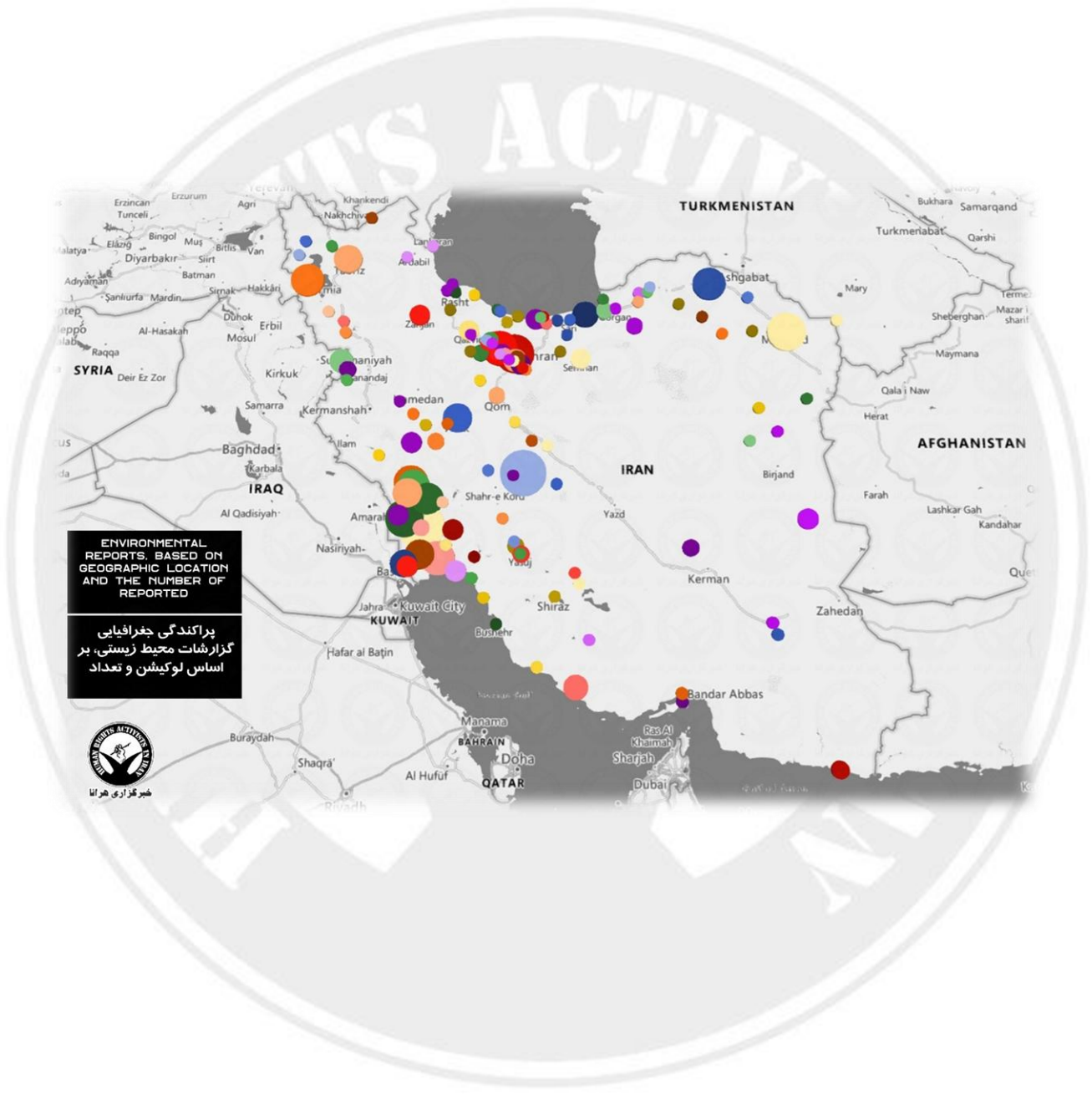


Figure 47- Monthly Comparison of Environmental Sector Incidents: 2024 vs. Previous Year





ENVIRONMENTAL  
REPORTS, BASED ON  
GEOGRAPHIC LOCATION  
AND THE NUMBER OF  
REPORTED

پراکنده‌گی جغرافیایی  
گزارش‌هاست محیط زیستی، بر  
اساس لوکیشن و تعداد



سازمان حفاظت محیط زیست



## SEXUAL AND GENDER MINORITIES

Prior to 2021, reports concerning the rights of sexual and gender minorities in Iran were processed under other categories in the annual reports of Human Rights Activists in Iran. The primary reason for this was the limited number of reports available in this area, which did not facilitate detailed analysis.

Creating an independent category, despite the small number of reports, signifies an effort to enhance the monitoring of the status of these community members.

The rights of sexual and gender minorities in the country are systematically violated in various ways.

Criminalization of same-sex relationships and non-recognition of transgender individuals' gender identity prior to gender reassignment surgery are two examples.

These violations occur irrespective of the blatant spreading of hatred against members of this community.

Cultural taboos, legal barriers, and the weakness of civil institutions in monitoring and reporting violations against them have become serious problems.

The government's policy towards sexual minorities in Iran has blurred the line between being a sexual minority and moral corruption, exacerbating the vulnerability and oppressive atmosphere for these individuals.

In some instances, security and law enforcement agencies themselves admit to detaining and harassing members of this community.

For example, in March this year (March 2024), a transgender citizen in Gonbad-e Kavus was arrested by the city's police commander, who described the reason as “promoting immorality and indecency.” Additionally, a 17-year-old transgender teenager in Tabriz was murdered by their father. Upon arrest, the accused stated that his son's same-sex relationships were among the reasons for the killing.

Contrary to popular belief, transgender citizens face legal issues in addition to cultural ones when changing their identification documents or obtaining exemption from mandatory military service. This situation arises from the pathologization of transgender identity in the laws of the National

Conscription Organization, at a time when the World Health Organization, in its latest 2019 guidelines (ICD-11), classified transgender status under sexual health conditions, moving away from its previous classification as a disorder.



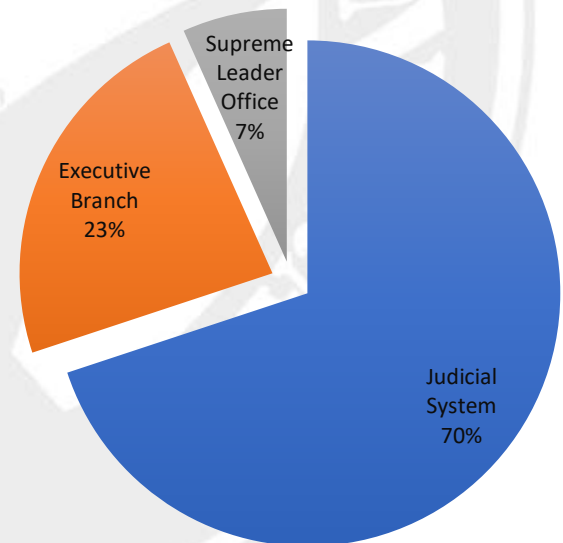
## HUMAN RIGHTS VIOLATORS

In a detailed and alarming report prepared by the Spreading Justice and the Human Rights Activists Statistics Center in Iran, a widespread pattern of human rights violations in Iran has been documented over a one-year period (from January 1, 2024, to December 20, 2024). The data, carefully categorized, emphasize the severity and extent of these violations across various sectors of the government.

From the perspective of their position in the power structure and the direct chain of command, the reports are divided among three main actors based on the available information: the Judiciary, the Executive, and the Leadership Authority.

Out of a total of 1,885 reported cases gathered, there were identifiable officials or entities involved in the human rights violations related to the report. Among these reports, the Judiciary leads with 1,318 cases, followed by the Executive with 441 cases, and the Leadership with 126 cases.

For a better understanding, refer to the adjacent pie chart, which represents the distribution of human rights violations based on the number of reports in the last year.



*Figure 48- Distribution of human rights violations based on the number of reports.*



## Human Rights Violating Entities

In the collected reports that contained information about human rights violators, 498 legal entities (institutions) from various branches of the government were identified. The following list names the top ten institutions with the most human rights violation reports in the past year:

1. [Ministry of Intelligence](#): 231 cases of human rights violation reports
2. [FARAJA Intelligence Organization](#): 162 cases
3. [Islamic Revolutionary Guard Corps](#): 117 cases
4. [Branch 26 of the Tehran Revolutionary Court](#): 79 cases
5. [Branch 15 of the Tehran Revolutionary Court](#): 55 cases
6. Branch 10 of the Criminal Court 1 of Tehran: 30 cases
7. [Branch 36 of the Tehran Appeals Court](#): 26 cases
8. [Cyber Police \(FATA\)](#): 21 cases
9. Branch 15 of the Karaj Revolutionary Court: 15 cases
10. Branch 11 of the Criminal Court 1 of Tehran: 15 cases

## Individual Human Rights Violators

Furthermore, 108 individuals have demonstrated behavior considered as direct human rights violations.

The top ten individuals, all affiliated with the Judiciary, had the most human rights violation cases based on individual performance. 9 judges and a prosecutor are main individuals responsible for human rights violations, as detailed below:





	Image	Full Name	Position	Institution	Affiliation	Place of Activity	Number of Reported
1		<a href="#">Iman Afshari</a>	Judge	Revolutionary Court	Judiciary	Tehran	81 cases
2		<a href="#">Abolghasem Salavati</a>	Judge	Revolutionary Court	Judiciary	Tehran	55 cases
3		Abbasali Houzan	Judge	Court of Appeals	Judiciary	Tehran	22 cases

	Image	Full Name	Position	Institution	Affiliation	Place of Activity	Number of Reported
4		<a href="#">Seyed Musa Asef-Alhosseini</a>	Judge	Revolutionary Court	Judiciary	Karaj	15 cases
5		Mehdi Rasekhi	Judge	Revolutionary Court	Judiciary	Rasht	15 cases
6		<a href="#">Mohammad-Reza Tavakoli</a>	Judge	Revolutionary Court	Judiciary	Isfahan	14 cases
7		Ali Salehi	Prosecutor	Prosecutor's Office	Judiciary	Tehran	14 cases

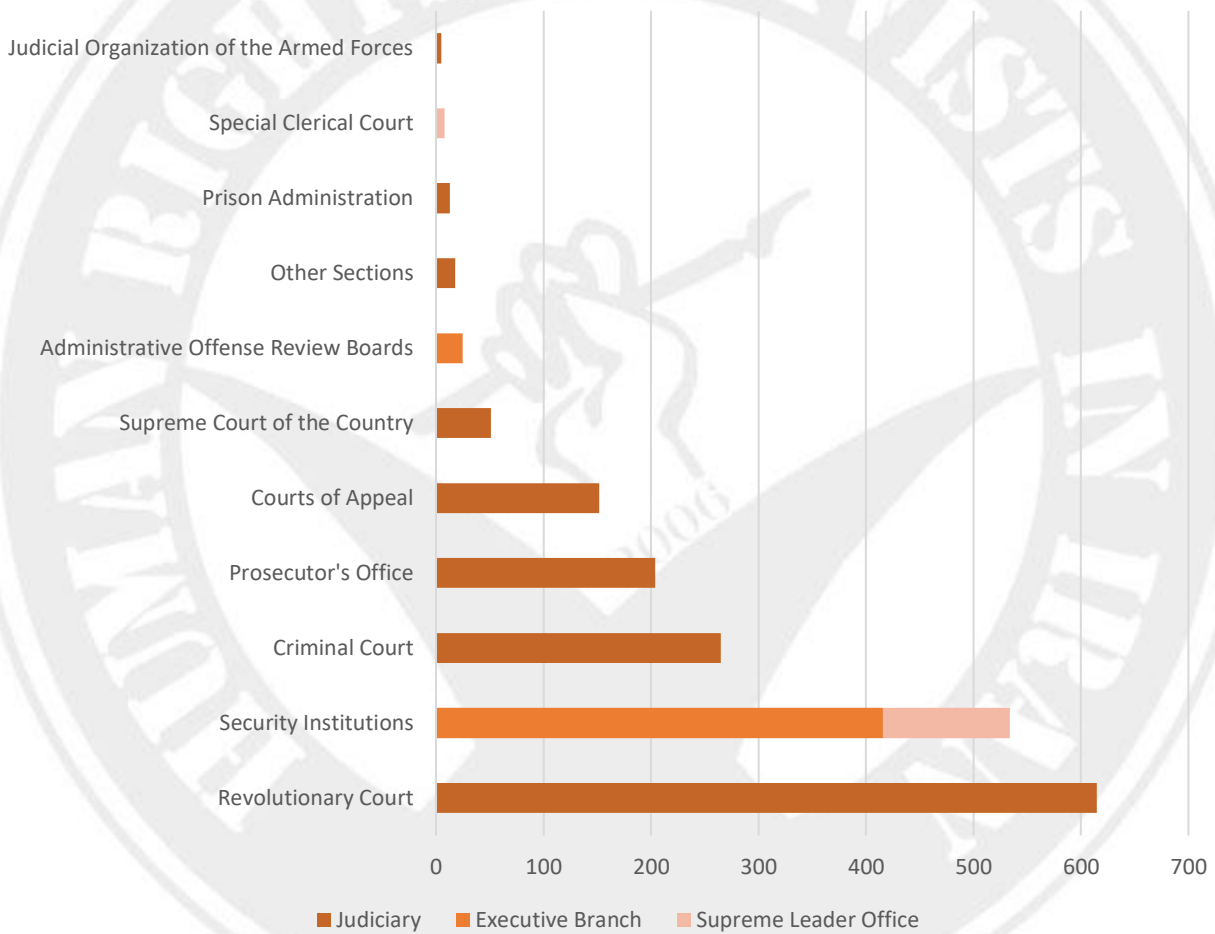
	Image	Full Name	Position	Institution	Affiliation	Place of Activity	Number of Reported
8		Mohammad karami	Judge	Revolutionary Court	Judiciary	Sanandaj	13 cases
9		<a href="#">Mohammadreza Amouzad</a>	Judge	Revolutionary Court	Judiciary	Tehran	11 cases
10		<a href="#">Seyed-Ali Mazloui</a>	Judge	Revolutionary Court	Judiciary	Tehran	10 cases

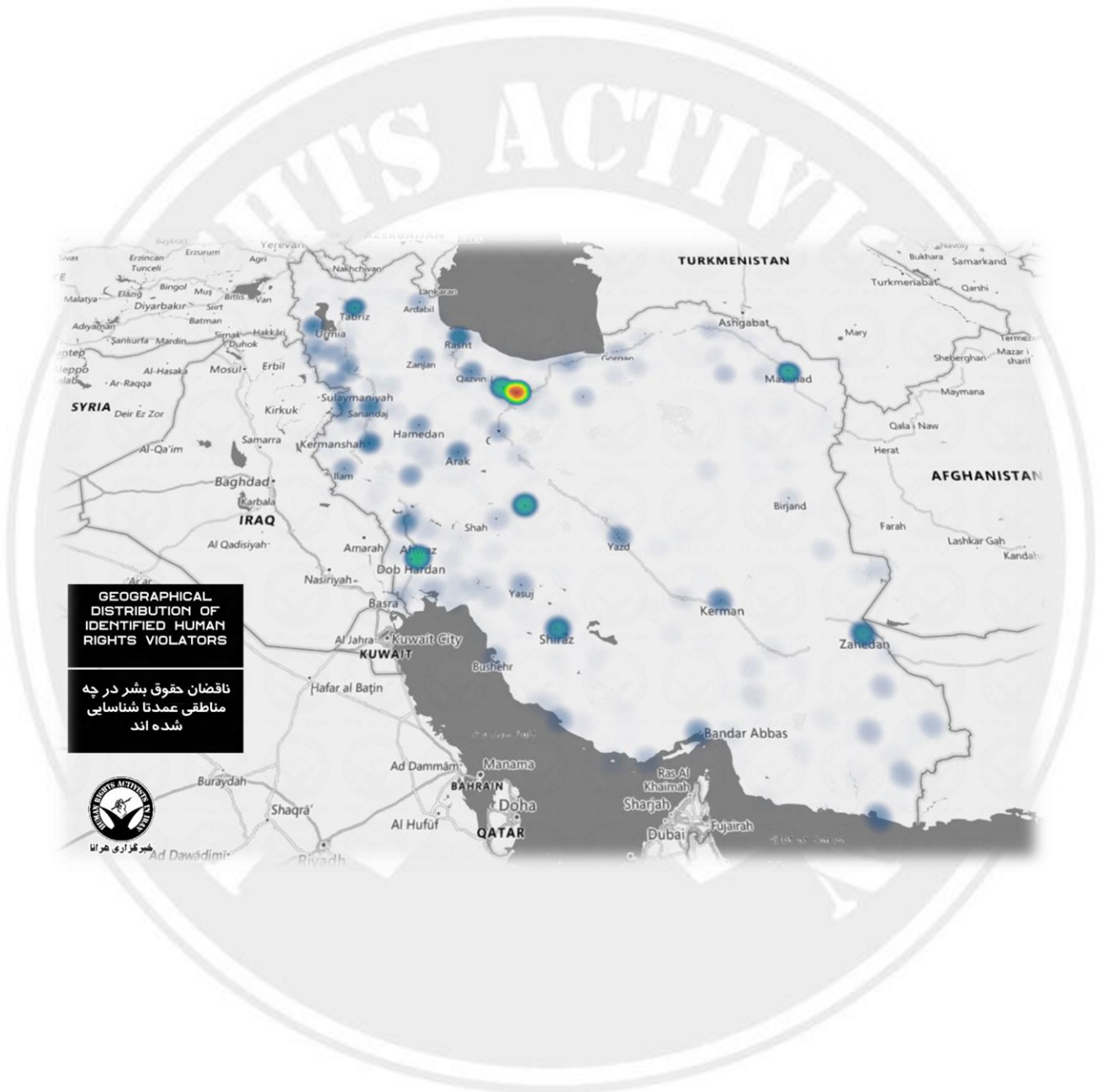
The legal and human rights implications of the documented cases indicate a systematic pattern of human rights violations at different levels of the Iranian government. The high number of cases attributed to judicial authorities, especially in revolutionary courts, raises serious concerns about justice and impartiality in the judicial process. Extensive intervention by intelligence and security organizations, including the Ministry of Intelligence and IRGC Intelligence Organization, reflects a coordinated approach to suppress opposition and control the population.

Prison management, especially in prominent centers like Evin and Rajai Shahr, shows disregard for the rights and welfare of prisoners. Individual accountability of high-ranking judicial officials like Iman Afshari questions the role of specific actors in perpetuating these violations.

For a better understanding of the published reports on human rights violations, refer to the following chart which categorizes them according to their affiliation in the division of powers.

Figure 49. Categorizes human rights violators according to their affiliation in the division of powers.







As evidenced by the alarming statistics outlined in this report, the year 2024 underscored the gravity of Iran’s escalating human rights crisis. The country witnessed its highest number of executions in a decade, with over 883 cases reported—amounting to a staggering 75% of all executions globally.

In the face of these challenges, HRA has remained unwavering in its commitment to exposing injustices, documenting abuses, preserving critical evidence, and advocating for meaningful change. Through direct engagement with policymakers and ongoing support to victims and their families, we continue to shine a light on these pressing issues. Below is a concise overview of our key efforts over the past year.

### **United Nations Advocacy**

In December 2023, HRA, alongside UpRights, submitted evidence and legal analysis on the crimes against humanity of gender and political persecution to the Independent International Fact-Finding Mission on the Islamic Republic of Iran (FFMI), urging the mission to recognize such crimes. HRA documented violations, including extrajudicial killings, torture, rape, enforced disappearances, and gender-based persecution, underscoring the urgent need for accountability and justice for victims and survivors. In March 2024, HRA welcomed the FFMI’s findings, which recognized the crime against humanity of gender persecution in their final report. This comprehensive report emphasized the need for immediate action to address the systemic impunity enjoyed by perpetrators of human rights violations and crimes under international law. HRA continues to encourage member States to act on these findings and investigate perpetrators directly involved.

This year, HRA also participated in the 55th session of the United Nations Human Rights Council. HRA was proud to stand in solidarity with Iranians and amplify their voices on the international stage. During this session, Dr. Javaid Rehman, former United Nations Special Rapporteur on the situation of human rights in the Islamic Republic of Iran, presented his final report as mandate holder. HRA welcomed his analysis, particularly his focus on the alarming prevalence of death penalty charges, including those for drug-related offenses and juvenile offenders. His report also highlighted the mistreatment of women and girls, human rights defenders, lawyers, and minorities, detailing instances of forced confessions, unfair trials, and discriminatory practices. These are themes HRA has diligently documented and shared with the mandate throughout the reporting period. HRA continues to share valuable information with the United Nations on human rights violations in Iran, particularly on the number of executions taking place.

Additionally, On 16 July 2024, HRA submitted a comprehensive report to the Universal Public Review on the Islamic Republic of Iran. The information contained within the report covers five key thematic areas. The submission contains information drawn from investigations, interviews, and reports published by HRA.

1. **LGBTQ+ Rights Violations**
2. **Prohibition of Torture and Prison Conditions**
3. **Right to Life and the Death Penalty**
4. **Labor Rights Violations**
5. **The Right to Health with special attention to Sexual and Reproductive Rights of Women**



## The Two-Year Anniversary of the Death of Mahsa Zhina Amini and the Outbreak of the “Woman, Life, Freedom” Protests

On September 16, 2022, Mahsa Zhina Amini died in detention following her encounter with the morality police over alleged hijab non-compliance. Her death triggered nationwide protests that lasted 82 consecutive days in many areas. This year marked the second anniversary of her death and the subsequent outbreak of the “Woman, Life, Freedom” protests. HRA examined the surge in women’s activism in Iran and the government’s increasingly repressive responses. Despite efforts to suppress their voices, women in Iran remain resilient. This resilience has led to severe repercussions, including death sentences, harsh prison terms, and violent arrests for non-compliance with hijab laws.

Through conversations with women in Iran, including those imprisoned, HRA gained valuable insights into their conditions. One prisoner recounted, *“They tried to break us with isolation and deprivation, but our resolve only grew stronger.”* In facilities like Evin Prison, women are subjected to solitary confinement, cut off from the outside world, denied basic rights such as medical care, and prevented from contacting their families.

Additionally, this year, HRA published a report on sexual and reproductive rights. Women in Iran face severe restrictions on their reproductive autonomy, largely influenced by Supreme Leader Ayatollah Khamenei’s push for population growth. Measures such as the 2015 Bill 446 and the 2021 Population Rejuvenation and Family Support Act have limited access to contraception and abortion while reinforcing traditional gender roles. Recent legislation, like the 2023-2024 Population Youth Bill, has further criminalized abortion, imposed discriminatory workplace practices, and restricted prenatal screenings, disproportionately affecting rural and marginalized women. These systemic violations endanger women’s health, autonomy, and human rights, prompting calls for international intervention to address Iran’s deepening gender inequality.

In collaboration with 15 other human rights organizations, HRA released a joint statement urging the international community and human rights activists to condemn Iran’s restrictive policies on

sexual and reproductive rights. The statement called for diplomatic efforts to demand the abolition of discriminatory laws and the reinstatement of comprehensive family planning programs, including access to contraception and abortion.

## Member States and Targeted Human Rights Sanctions

HRA continued its advocacy for targeted human rights sanctions, emphasizing the effectiveness of Magnitsky-style sanctions as a tool for addressing human rights violations. These sanctions publicly identify perpetrators of abuses in Iran, acknowledging victims and raising global awareness of such actions. They also impose tangible consequences, such as freezing assets and enforcing travel bans.

This year HRA cross-referenced around 400 names across five jurisdictions—the USA, EU, Canada, Australia, and the UK over the past 5 years. This allowed HRA to effectively recommend individuals who should be sanctioned and to continue to encourage coordinated efforts between states.

In August, HRA submitted recommendations to the Dutch Government regarding its new sanctions legislation. The submission emphasized the strategic implementation of human rights sanctions through collaboration with NGOs and coordinated efforts with international allies. It highlighted discrepancies in sanctions across jurisdictions and advocated for targeting "Low-Level High-Impact Individuals" (LLHI) who play critical roles in human rights abuses. HRA underscored the importance of coordination among EU member states and allies like the USA, UK, and Canada, as well as the inclusion of NGOs in consultation processes to enhance the effectiveness of sanctions.

In November, HRA's Deputy Director traveled to London for discussions with key members of parliament, including Sir William Browder, a leading figure behind the Global Magnitsky Justice Campaign. These discussions centered on the continued application of targeted human rights sanctions. The Deputy Director also engaged with members of the UK Foreign Affairs Select

Committee, emphasizing the importance of prioritizing accountability for human rights violations and breaches of international law in Iran. Furthermore, in collaboration with REDRESS, HRA briefed the All-Party Parliamentary Group (APPG) on Magnitsky Sanctions and Reparations, chaired by Rt Hon Sir Iain Duncan Smith. This briefing explored strategic and coordinated approaches for implementing Magnitsky-style sanctions to address human rights violations in Iran.

HRA's Spreading Justice continues to extensively review human rights violations. In September, HRA welcomed the coordinated actions taken by the United States and its allies to impose targeted sanctions on Iranian officials implicated in human rights violations. These sanctions also specifically target officials in Iranian prison systems who are responsible for human right abuses in prison, including the use of torture and sexual assaults against prisoners, the denial of medical care to political prisoners, the violent suppression of protesters protesting their conditions, and the kidnapping of regime critics abroad.

### **International Advocacy**

This year HRA joined two new coalitions. The Coalition for the International Criminal Court (CICC), a global civil society network focused on the fight for global justice through the framework of the Rome Statute and the ICC. HRA also joined CIVICUS, a global alliance of civil society organisations and activists working to strengthen citizen action and civil society throughout the world.

### **23rd Assembly of States Parties (ASP23)**

Together with the CICC, HRA participated in the ASP23 of the International Criminal Court (ICC) in The Hague. HRA observed the general debate among state parties, civil society organizations (CSOs), and other stakeholders on the future of the Court. While Iran is not a state party to the Rome Statute, attending such events also allows for discussions and potential avenues for other international legal mechanisms that can hold perpetrators accountable, such as pursuing cases through national courts or states invoking universal jurisdiction.

**Throughout the week, HRA observed several side events, including:**

1. **Gender Persecution:** Co-hosted by the United Kingdom and the Office of the Prosecutor, this event explored the principles of gender persecution, strategies to enhance prevention, and the importance of ensuring the protection and participation of survivors.
2. **Universal Jurisdiction and Complementarity at the ICC:** Collaborating to End Impunity: Hosted by the Clooney Foundation for Justice and Legal Action Worldwide (LAW) and sponsored by the Kingdom of the Netherlands, this session highlighted the role of domestic investigations in complementing international criminal investigations to achieve accountability for atrocities
3. **Financial Accountability of the Court:** Organized by Redress and the International Bar Association's Human Rights Institute (IBAHRI), this event examined the ICC's powers to seize perpetrators' assets and deliver reparations for survivors.

These discussions underscored the importance of collective efforts in advancing justice and accountability on a global scale.


Additionally, in December, HRA went to Berlin to discuss the human rights situation in Iran with Parliamentarians and EU member states. During this session, HRA advocated for a renewed commitment to targeted human rights sanctions and continued involvement with CSO's on their Iran human rights policy to ensure Do No Harm principles are applied.

### **The Pasdaran Documentation Project (PDP)**

This year, HRA launched its PDP database—an unparalleled resource aimed at bringing transparency to the IRGC's activities. This project marks the culmination of extensive work involving thousands of documents and the identification of key IRGC units and personnel alongside a legal analysis of incidents attributed to them. The project's core objective is to identify the IRGC's personnel, units, and key players as a step toward dismantling the regime's power structure. By exposing the individuals and entities involved in abuses across decades, the project

helps create a roadmap for judicial and quasi-judicial accountability, including international targeted sanctions and state-led prosecution under international law.

One of the incidents explored in the PDP Database is Bloody Friday, on Friday, 30 September 2022, Zahedan, a city in Sistan and Baluchistan province, witnessed the deadliest incident of the Woman, Life, Freedom protests, which came to be known as “Bloody Friday.” The database has identified several violations, including some of which could trigger individual criminal accountability.



## APPENDIX: LIST OF FIGURES

• FIGURE 1. COMPARISON OF THE NUMBER OF REPORTS ON DIFFERENT DAYS OF THE YEAR.....	3
• FIGURE 2. A COMPARISON BETWEEN THE POPULATION OF TEHRAN AND OTHER REGIONS IN IRAN.....	8
• FIGURE 3.A COMPARISON BETWEEN REPORTING CAPACITIES IN TEHRAN COMPARED WITH THE REST OF THE COUNTRY (2023). .....	8
• FIGURE 4. PIE CHART OF VOLUME OF SUBMITTED REPORTS BASED ON THE PROVINCE (2023).....	10
• FIGURE 5. PERCENTILE OF THE NUMBER OF REPORTS MADE IN 2023, BASED ON THE LEGAL CATEGORY.....	11
• FIGURE 6. THE NUMBER OF REPORTS ON THE VIOLATION OF THE RIGHTS OF ETHNIC MINORITIES BY MONTH (2023)13	
• FIGURE 7. THE NUMBER OF VIOLATIONS OF ETHNIC MINORITIES' RIGHTS BY MONTH IN 2023 COMPARED TO 2022. .13	
• FIGURE 8. VIOLATION OF RELIGIOUS MINORITIES' RIGHTS BASED ON THE NUMBER OF ARRESTEES REPORTED BY MONTH (2023). .....	16
• FIGURE 9. VIOLATION OF RELIGIOUS MINORITIES' RIGHTS BASE ON THE NUMBER OF CONVICTED INDIVIDUALS BY MONTH (2023). .....	16
• FIGURE 10. THE NUMBER OF REPORTS ON CASES OF VIOLATION OF RELIGIOUS MINORITIES' RIGHTS BY MONTH (2023).....	17
• FIGURE 11. THE NUMBER OF VIOLATIONS OF RELIGIOUS MINORITIES' RIGHTS PER MONTH IN 2023 COMPARED TO 2022.....	17
• FIGURE 12. PIE CHART BASED ON THE NUMBER OF REPORTS PER RELIGIOUS MINORITIES (2023).....	18
• FIGURE 13. THE NUMBER OF ARRESTS IN THE CATEGORY OF VIOLATION OF THE RIGHT TO FREEDOM OF EXPRESSION BY MONTH (2023). .....	21
• FIGURE 14. THE NUMBER OF CONVICTIONS THAT VIOLATE OF THE RIGHT TO FREEDOM OF EXPRESSION BY MONTH (2023).....	21
• FIGURE 15. NUMBER OF REPORTS IN THE CATEGORY OF VIOLATION OF THE RIGHT TO FREEDOM OF EXPRESSION BY MONTH (2023). .....	22
• FIGURE 16. MONTHLY COMPARISON OF VIOLATIONS OF FREEDOM OF EXPRESSION IN 2023 AND 2022.....	22
• FIGURE 17. THE NUMBER OF REPORTS IN THE CATEGORY OF VIOLATION OF THE RIGHTS OF TRADE UNIONS AND ASSOCIATIONS BY MONTH (2023).....	25
• FIGURE 18. A COMPARISON OF THE NUMBER OF VIOLATIONS OF TRADE UNIONS AND ASSOCIATIONS RIGHTS PER MONTH FOR 2023 COMPARED WITH THE PREVIOUS YEAR (2022). .....	25
• FIGURE 19. A COMPARATIVE ANALYSIS OF THE VIOLATION OF ACADEMIC RIGHTS BASED ON THE NUMBER OF CASES PER MONTH (2023). .....	28
• FIGURE 20. A COMPARISON OF THE NUMBER OF VIOLATIONS OF ACADEMIC RIGHTS PER MONTH IN 2023COMPARED WITH THE PREVIOUS YEAR (2022).....	28
• FIGURE 21. A COMPARATIVE ANALYSIS OF DEATH SENTENCES BASED ON THE NUMBER OF INDIVIDUALS PER MONTH (2023).....	31
• FIGURE 22. MONTHLY COMPARISON OF THE NUMBER OF VIOLATIONS OF THE RIGHT TO LIFE BASED ON THE NUMBER OF DEATH SENTENCE CASES (2023). .....	31

•	FIGURE 23. DEATH SENTENCES PER MONTH IN 2023 COMPARED TO ITS CORRESPONDING MONTHS IN 2022.....	32
•	FIGURE 24. CAPITAL PUNISHMENT SENTENCES ISSUED IN 2023 BASED ON THE TYPE OF CHARGES.....	34
•	FIGURE 25. THE RATIO OF DEATH SENTENCES ISSUED PER PROVINCE (2023). ..... <b>ERROR! BOOKMARK NOT DEFINED.</b>	
•	FIGURE 26. THE RATIO OF DEATH SENTENCES CARRIED OUT PER PRISON (2023).....	36
•	FIGURE 27. PERCENTAGE OF EXECUTED INDIVIDUALS BASED ON GENDER (2023).....	37
•	FIGURE 28. SECRET EXECUTIONS COMPARED TO ANNOUNCED EXECUTIONS (2023). ....	37
•	FIGURE 29. VIOLATION OF CULTURAL RIGHTS BASED ON THE NUMBER OF CASES PER MONTH (2023).....	39
•	FIGURE 30. VIOLATIONS OF CULTURAL RIGHTS PER MONTH IN 2023 COMPARED WITH THE PREVIOUS YEAR.....	40
•	FIGURE 31. A MONTHLY COMPARATIVE ANALYSIS OF THE VIOLATION OF WORKERS' RIGHTS BASED ON THE NUMBER OF CASES PER MONTH (2023). ....	42
•	FIGURE 32. VIOLATIONS OF WORKERS' RIGHTS ON A MONTHLY BASES IN 2023 COMPARED WITH THE PREVIOUS YEAR.....	42
•	FIGURE 33. CLASSIFICATION OF WORK-RELATED ACCIDENTS .....	43
•	FIGURE 34. A MONTHLY COMPARATIVE ANALYSIS OF THE VIOLATION OF CHILDREN'S RIGHTS BASED ON THE NUMBER OF CASES PER MONTH.....	47
•	FIGURE 35. VIOLATIONS OF CHILDREN'S RIGHTS PER MONTH COMPARED WITH THE PREVIOUS YEAR (2023, 2022). ..	47
•	FIGURE 36. A COMPARATIVE ANALYSIS OF THE VIOLATION OF WOMEN'S RIGHTS BASED ON THE NUMBER OF CASES PER MONTH.....	50
•	FIGURE 37. VIOLATIONS OF WOMEN'S RIGHTS PER MONTH IN 2023 COMPARED TO THE PREVIOUS YEAR. ....	50
•	FIGURE 38. A MONTHLY COMPARATIVE ANALYSIS OF THE VIOLATION OF PRISONERS' RIGHTS BASED ON THE NUMBER OF CASES PER MONTH.....	53
•	FIGURE 39- VIOLATIONS OF PRISONERS' RIGHTS PER MONTH IN 2023 COMPARED WITH THE PREVIOUS YEAR. ....	53
•	FIGURE 40. A MONTHLY COMPARATIVE ANALYSIS OF THE SECURITY FORCES' VIOLENCE AND CITIZENS' SAFETY RIGHTS BASED ON THE NUMBER OF CASES PER MONTH.....	57
•	FIGURE 41. OF SECURITY FORCES' VIOLENCE AND CITIZENS' SAFETY RIGHTS PER MONTH IN 2023 COMPARED WITH THE PREVIOUS YEAR.....	58
•	FIGURE 42. A MONTHLY COMPARATIVE ANALYSIS OF THE NUMBER OF CONVICTED CITIZENS BY MONTH.....	59
•	FIGURE 43. A MONTHLY COMPARATIVE ANALYSIS BETWEEN 2023 AND 2022 OF THE NUMBER OF CONVICTED CITIZENS BASED ON THE NUMBER OF CASES.....	60
•	FIGURE 44. A MONTHLY COMPARATIVE ANALYSIS OF THE NUMBER OF ARRESTS BY MONTH.....	61
•	FIGURE 45. THE NUMBER OF ARRESTS PER MONTH IN 2023 AND 2022.....	62
•	FIGURE 46- A MONTHLY COMPARATIVE ANALYSIS OF THE NUMBER OF ENVIRONMENTAL RIGHTS VIOLATIONS BY MONTH.....	65
•	FIGURE 47- MONTHLY COMPARISON OF ENVIRONMENTAL SECTOR INCIDENTS: 2023 VS. PREVIOUS YEAR.....	65
•	FIGURE 48- DISTRIBUTION OF HUMAN RIGHTS VIOLATIONS BASED ON THE NUMBER OF REPORTS.....	69
•	FIGURE 49. CATEGORIZES HUMAN RIGHTS VIOLATORS ACCORDING TO THEIR AFFILIATION IN THE DIVISION OF POWERS.....	74

Human  
rights  
For All




**Human Rights Activists (in Iran)**  
Department of Statistics and Publications  
[www.hra-iran.org](http://www.hra-iran.org)

ISBN 979-8-9901571-1-8



90000>



9 798990 157118